



Montgomery County Animal Care and Control

2019

2nd Quarter Report

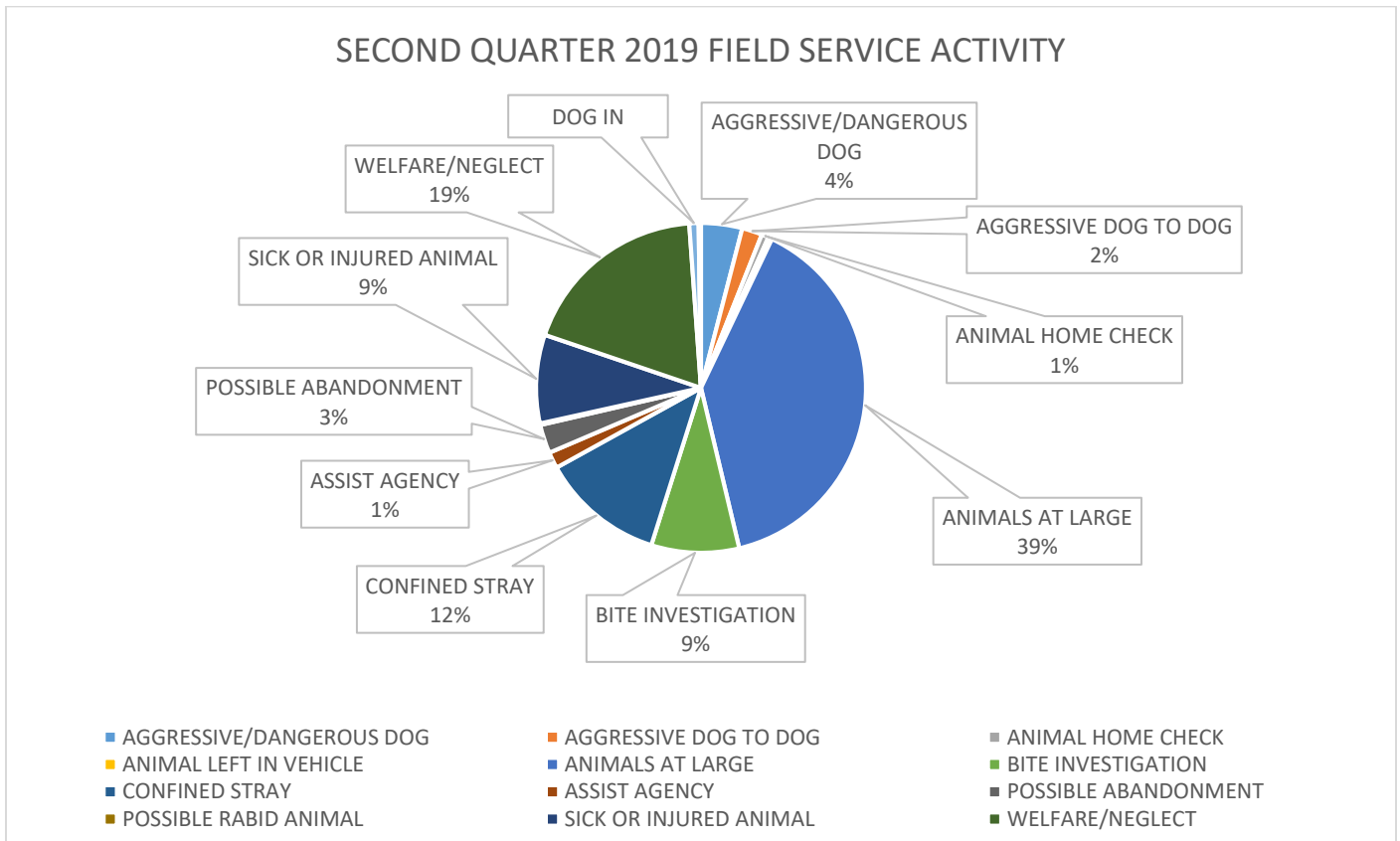
Field and Shelter Activity

FIELD SERVICES

Montgomery County Animal Care and Control provided active and on call animal control service for all areas of Montgomery County and the City of Clarksville for the second quarter of 2019.

Officer Activity

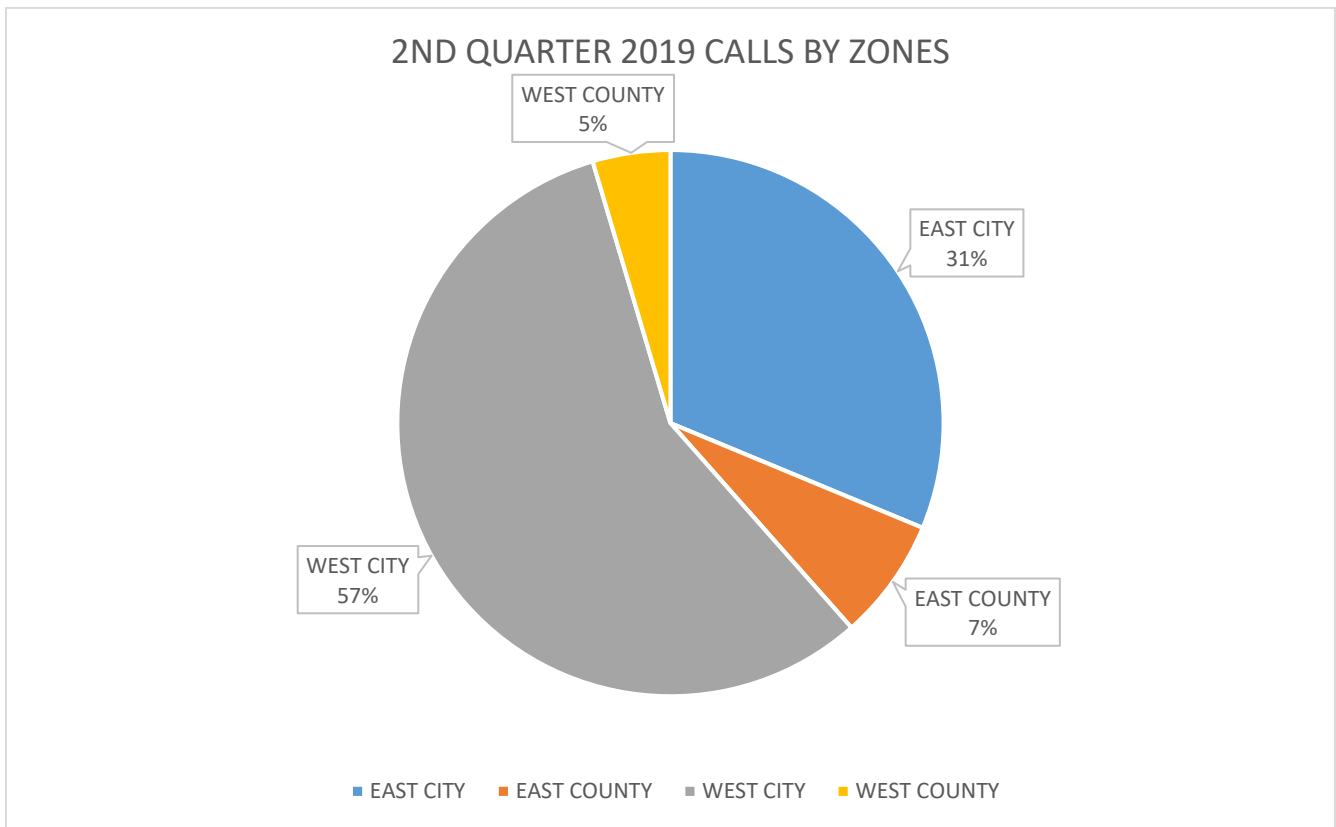
For the Second quarter of 2019, Animal Control Officers handled 1,314 calls for service. Nearly half of all calls, (39%) were for a stray domestic animal, normally a dog running at large. Investigations for Welfare/Neglect, Bites, Confined Stray's, Welfare/Neglect cases made up for (40%) of all calls.



TYPE OF CALL	1 ST . Quarter	2 ND Quarter	3 RD Quarter	4 TH Quarter
Aggressive/Dangerous Dog	68	53		
Aggressive Dog to Dog	15	26		
Animal Home Check	15	9		
Animal Left in Vehicle	1	5		
Animals At Large	392	515		
Bite Investigations	59	113		
Confined Stray	88	159		
Officer Assist	15	21		
Possible Abandonment	15	2		
Sick or Injured Animal	49	114		
Welfare/Neglect	233	245		
Other	6	15		
Total	947	1,314		

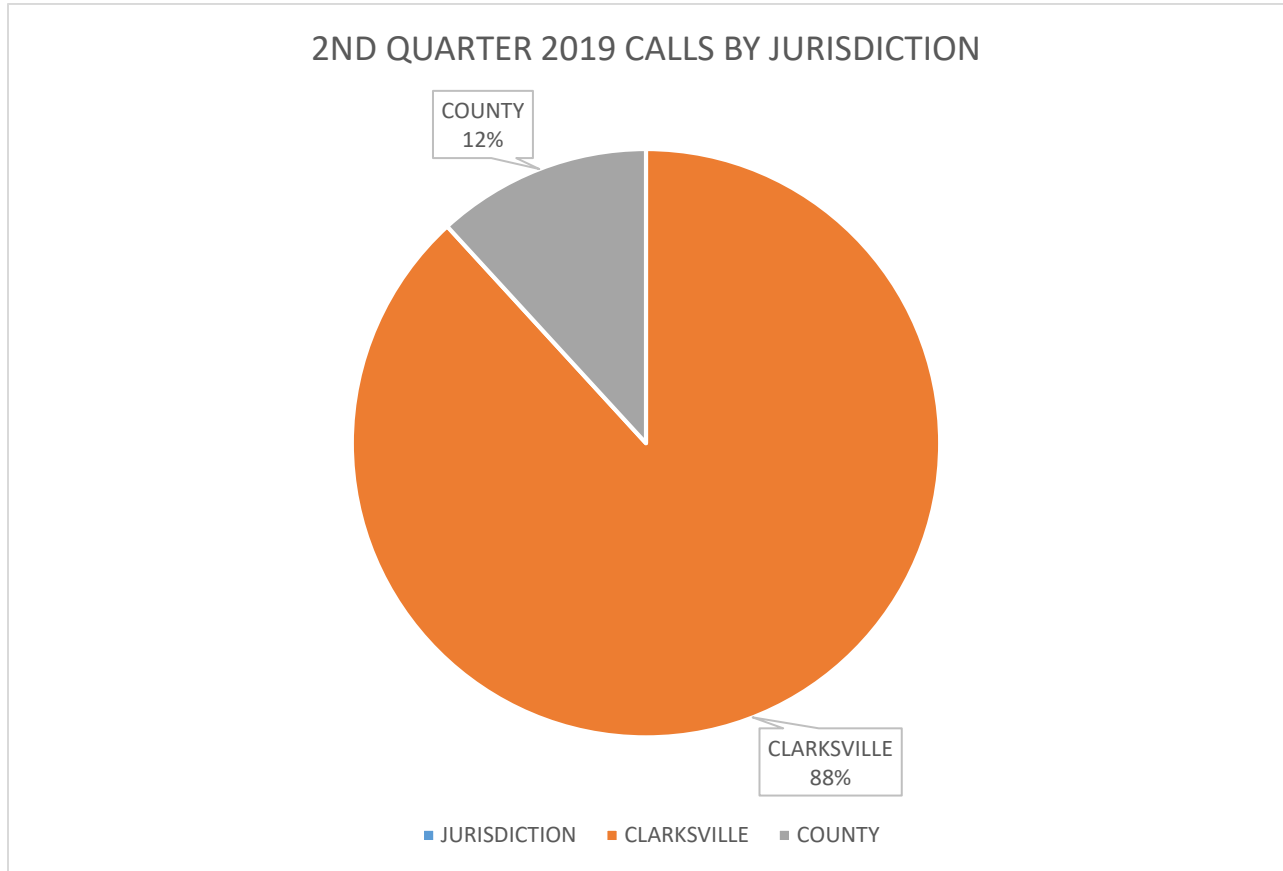
FIELD SERVICE CALLS BY ZONES

Animal Control Officers responded to 1,314 calls for service in Montgomery County with a majority of the calls, (57%) being in the West portion of Montgomery County/City of Clarksville.



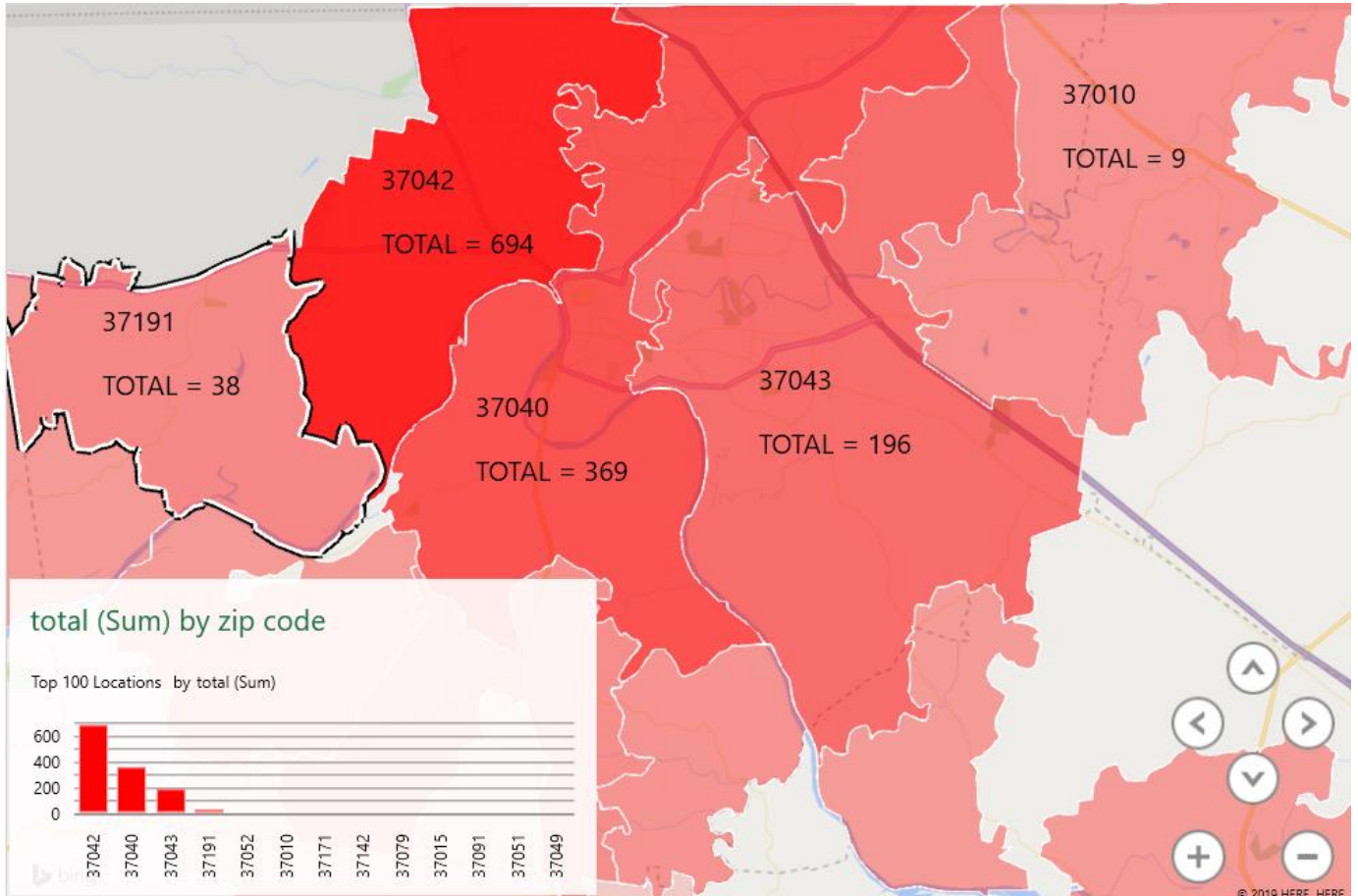
FIELD SERVICE CALLS BY JURISDICTION

Calls for service that were responded to in Montgomery County were dispersed into the following two Jurisdictions, which covers the Montgomery County outside of the Clarksville City Limits and all unincorporated areas of the County, and within the city limits of Clarksville. (88%) of all calls for the 2ND Quarter of 2019 occurred within the city of Clarksville and (12%) of calls for the 2ND Quarter of 2019 occurred in the unincorporated areas of Montgomery County.



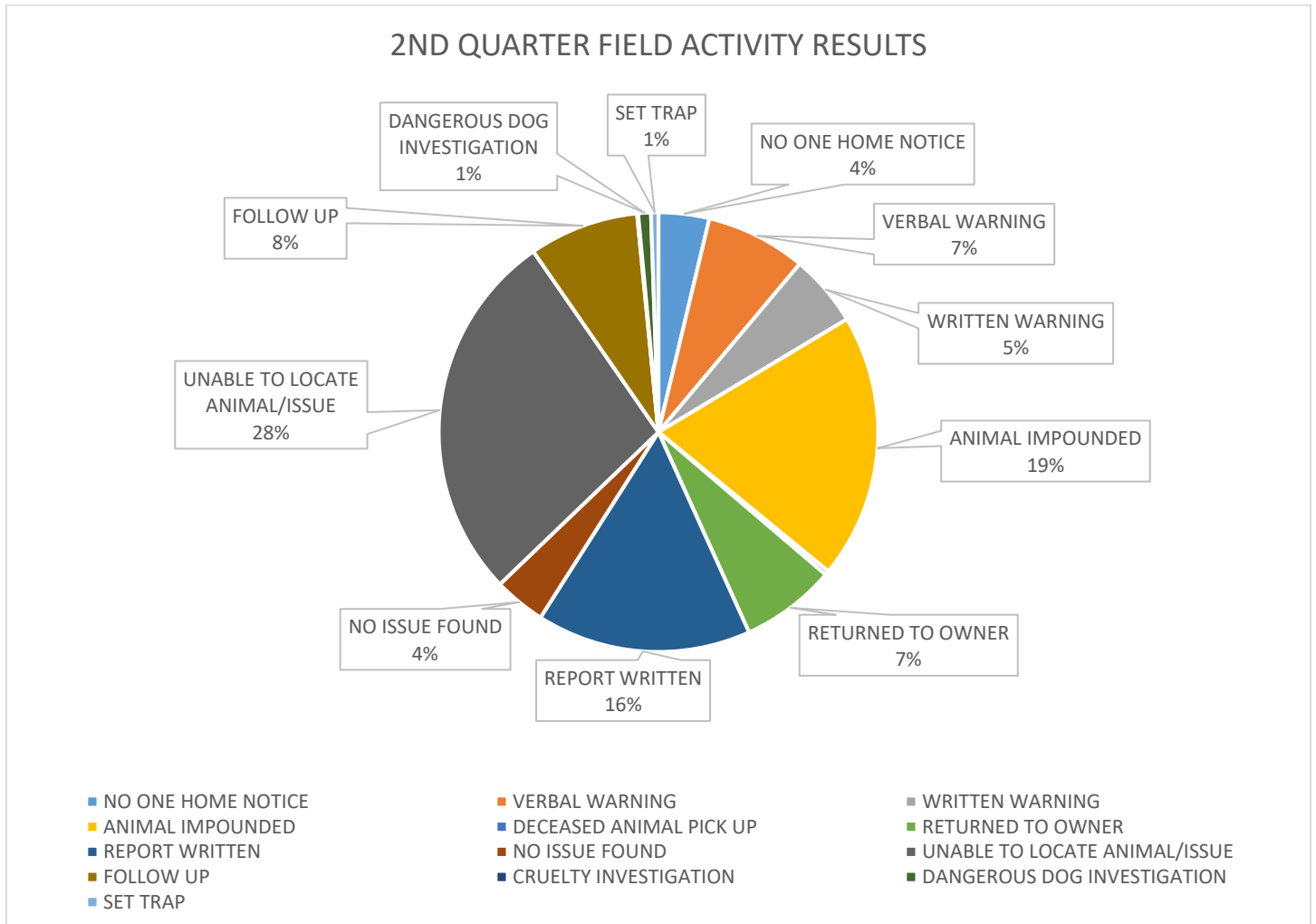
FIELD SERVICE CALLS BY ZIP CODE

Calls for service that were responded to in Montgomery County were dispersed into the following twelve (9), which covers the Montgomery County outside of the Clarksville City Limits and all unincorporated areas of the County, and within the city limits of Clarksville. (51%) of all calls for the 1ST Quarter of 2018 occurred within the 37042 Zip Code, which compromises the North Central portion of Montgomery County north of the Cumberland River, while (25%) of calls occurred in Zip Code area 37040, which compromises the Northeast and South Central portion of the County



OFFICER FIELD ACTIVITY RESULTS

Officers responded to 1,314 calls for service. In response to calls for services officer complete various forms of outcomes to close out and complete these calls ranging from warnings to written reports on the incidents.



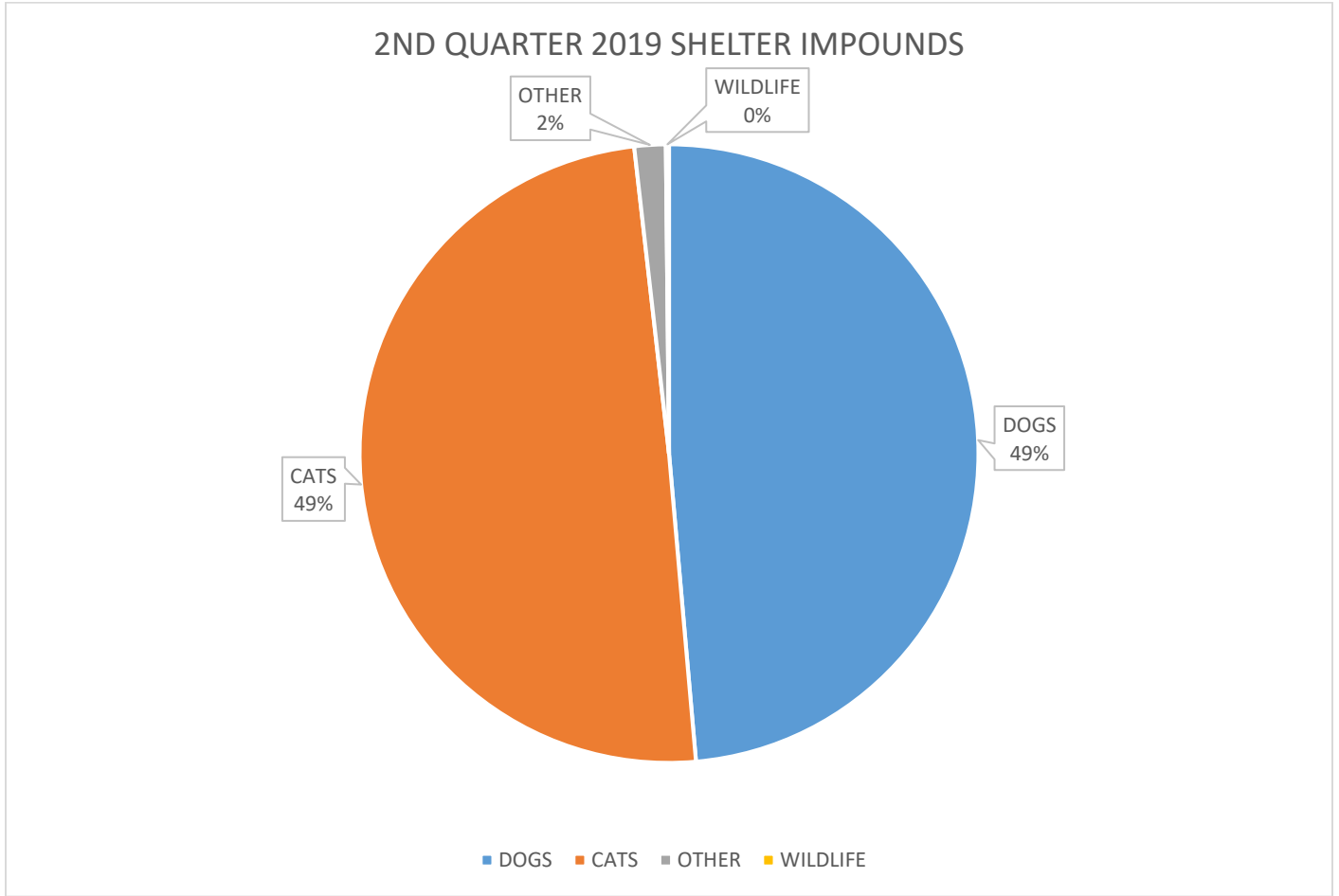
SHELTER AND ADOPTION SERVICES

Kennel Visitors

The shelter saw over 4,441 people visited the shelter in the 2ND Quarter. Most of the visitors indicated they were looking to adopt a pet or trying to locate a lost pet.

Animals Impounded

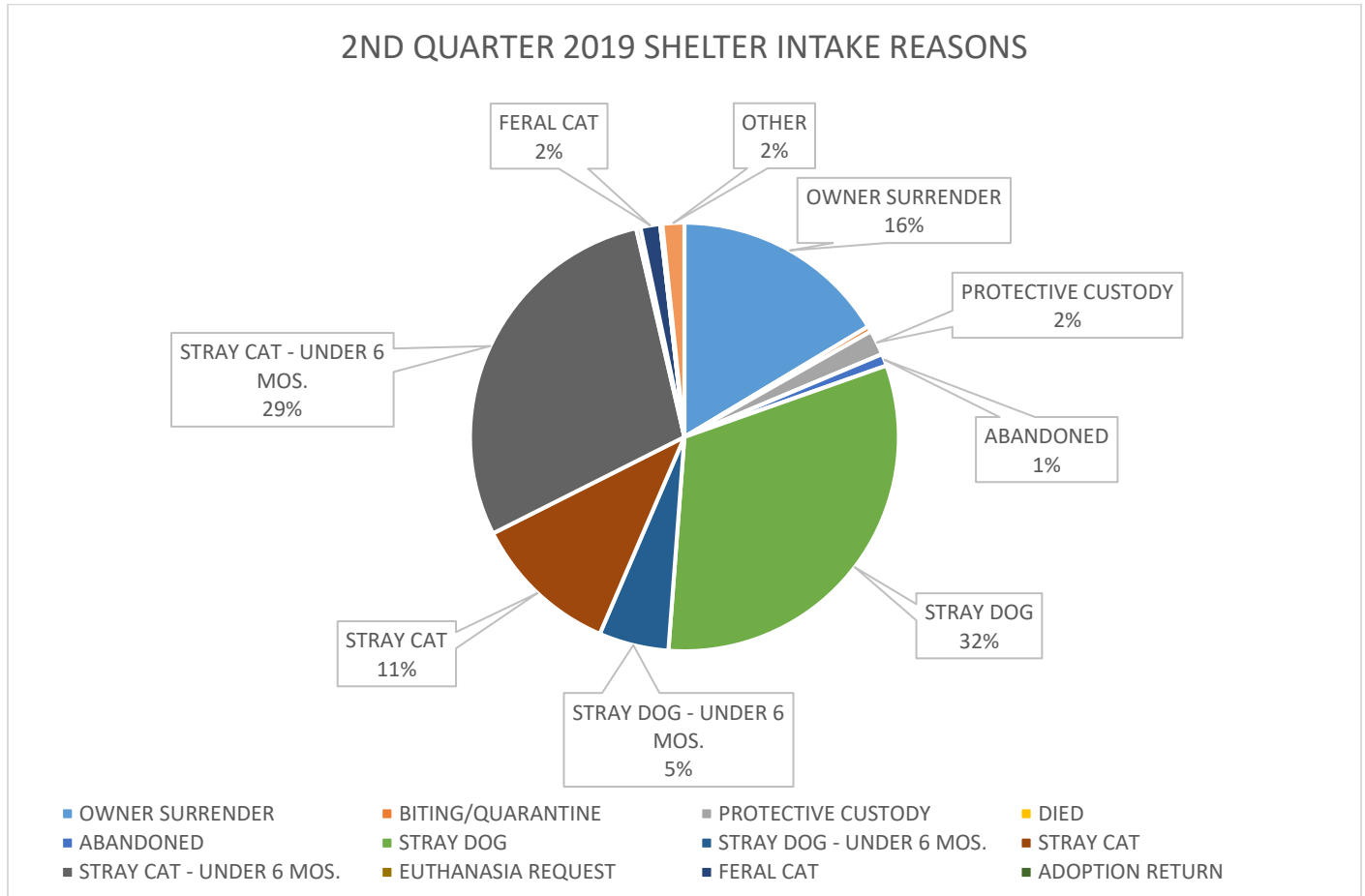
In the 2ND Quarter of 2019, 1,222 animals were impounded. This was a 6% decrease from 2ND Quarter of 2018. Of the animals impounded, 49% were cats/kittens, 49% were dogs/puppies.



Types of Animals Impounded	1 st Quarter	2 nd Quarter	3 rd Quarter	4 th Quarter
Dog/Puppies	443	594		
Cat/Kittens	152	606		
Other	12	20		
Total	607	1222		

SHELTER INTAKE REASONS

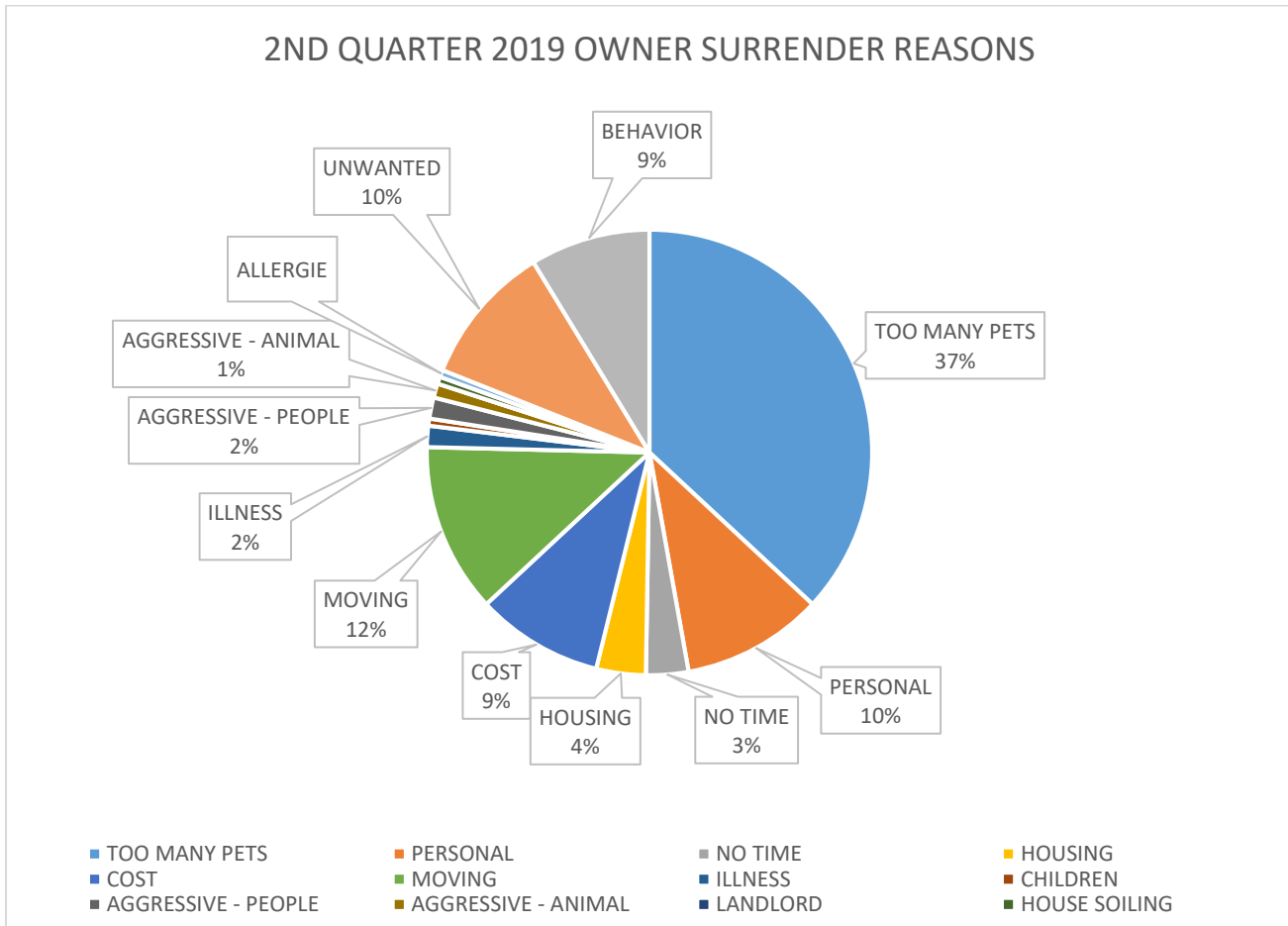
The shelter took in 1,222 animals in the 2ND Quarter of 2019. A majority of those intakes, (77%) were stray animals either picked up in the field or brought in over the counter. (16%) were owner surrendered pets and the remaining (5%) consisted of Adoption Returns, Feral Animals, Euthanasia Requests, Bite Quarantines, Protective Custody, and Abandoned Animals.



ENTRY REASON	1 ST QUARTER	2 ND QUARTER	3 RD QUARTER	4 TH QUARTER
Owner Surrender	155	199		
Biting/Quarantine	1	5		
Protective Custody	19	23		
Died	0	0		
Abandoned	19	11		
Stray Animal	607	933		
Euthanasia Request	6	4		
Feral Cat	14	18		
Adoption Return	2	0		
Wildlife	0	2		
Other	11	20		
Total	822	1,222		

Owner Surrenders

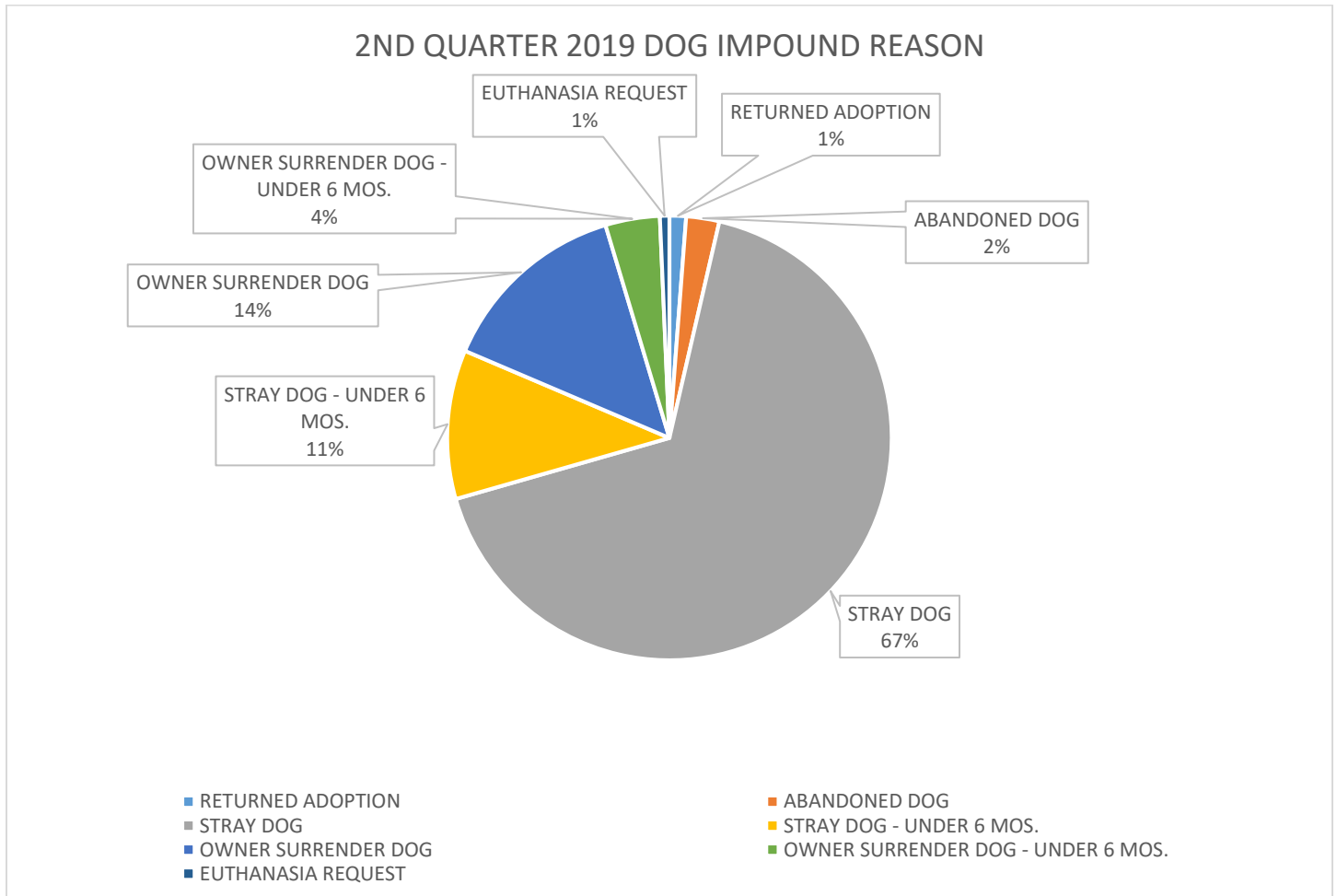
Beginning in April of 2018, we began to track the reason for owner surrenders in Montgomery County. There were 195 Owner surrenders in the 2ND Quarter. Of those Owner Surrenders, the most prevalent reason to Owner Surrender was 1. Too Many Pets – 37%, followed by 2. Moving – 12%



Owner Surrenders	1 st Quarter	2 nd Quarter	3 rd Quarter	4 th Quarter
Aggressive	10	22		
Allergies	4	1		
Children	2	1		
Cost	11	18		
House Soiling	0	1		
Housing	41	7		
Illness	5	3		
Landlord	1	0		
Moving	12	24		
Personal	7	20		
Time	11	6		
Too Many	15	72		
Unwanted	13	20		
Total	144	195		

Dogs

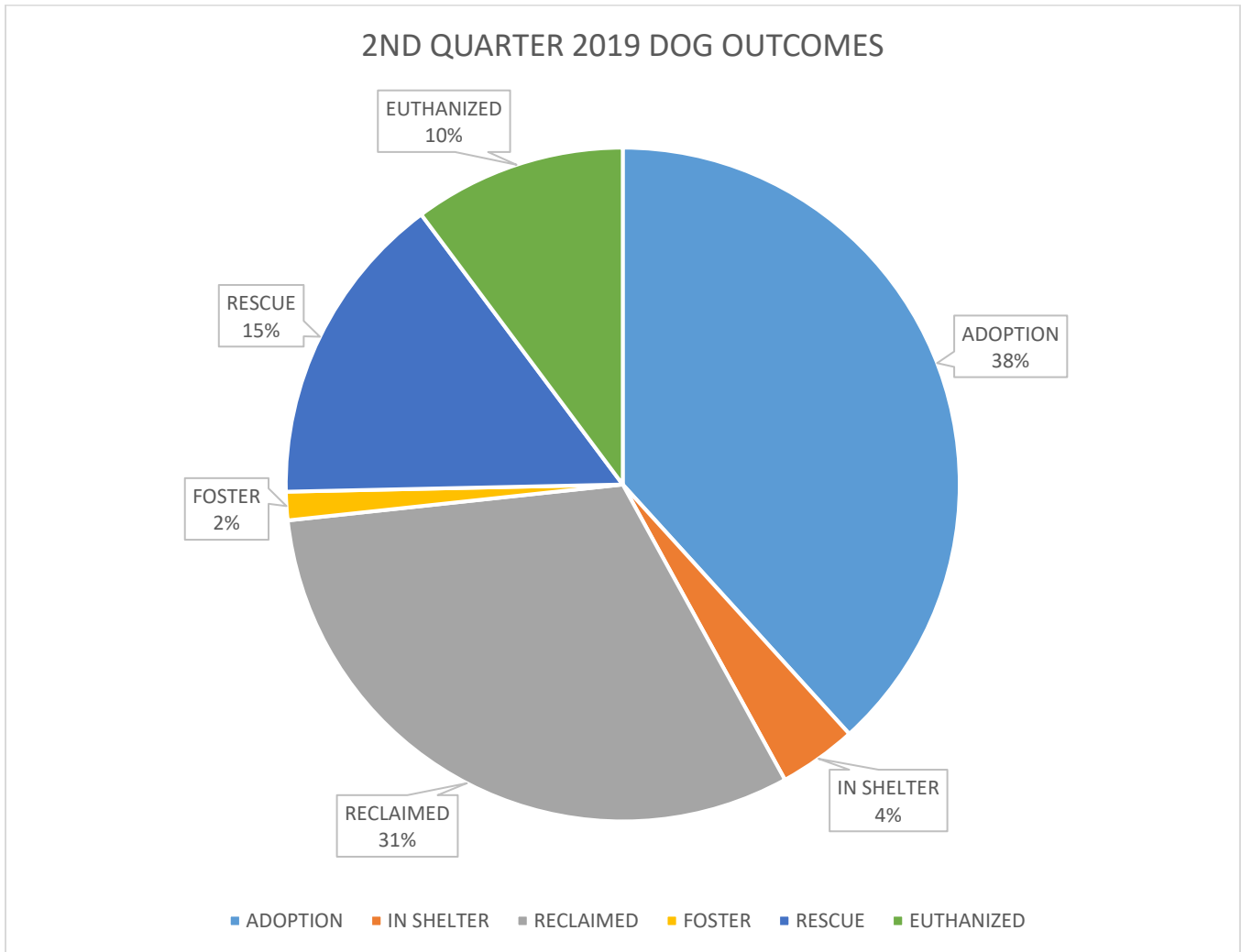
There were 581 dogs impounded in the 2ND Quarter of 2019. 78% were strays, 14% were owner released, 8% were for other reasons (Quarantine, Protective Care, Confiscated), and 1% were impounded for owner requested euthanasia



Dog Impound Reason	1 st Quarter	2 nd Quarter	3 rd Quarter	4 th Quarter
Stray	435	452		
Owner Release	122	104		
Other Reason	11	21		
Euthanasia Request	6	4		
Total	594	581		

Dog Outcomes

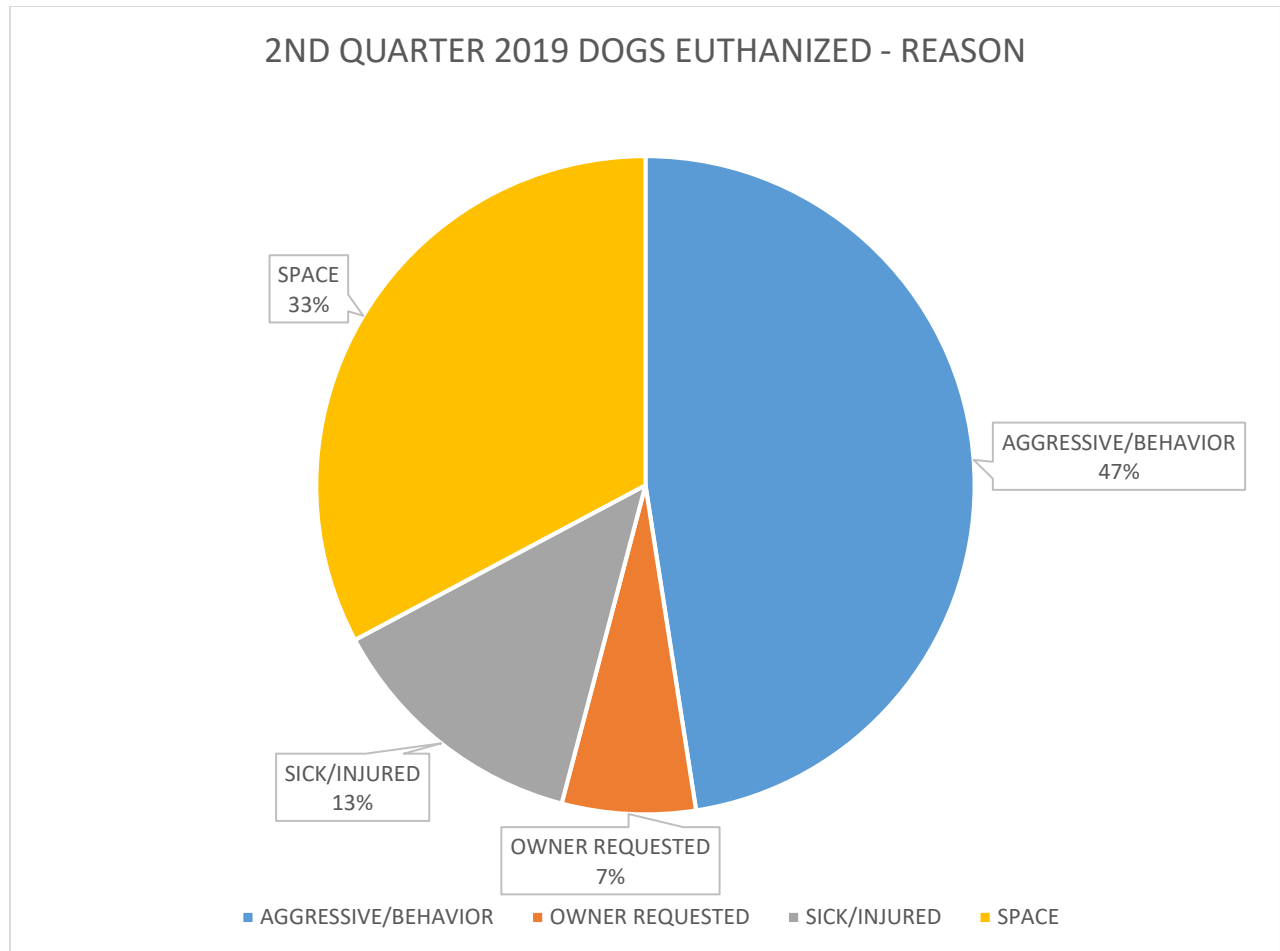
Outcomes for dogs impounded at the shelter were primarily adoptions 38%, returned to owner 31%, and Euthanasia 10%. Another 22% were sent or transferred to rescues, Humane Association, or other shelters for adoption.



Dog Outcome	1 st Quarter	2 nd Quarter	3 rd Quarter	4 th Quarter
Adoption	237	225		
Return to Owner	168	184		
Euthanasia	98	60		
Transfer/Rescue	148	97		
Total	651	588		

Dog Euthanasia

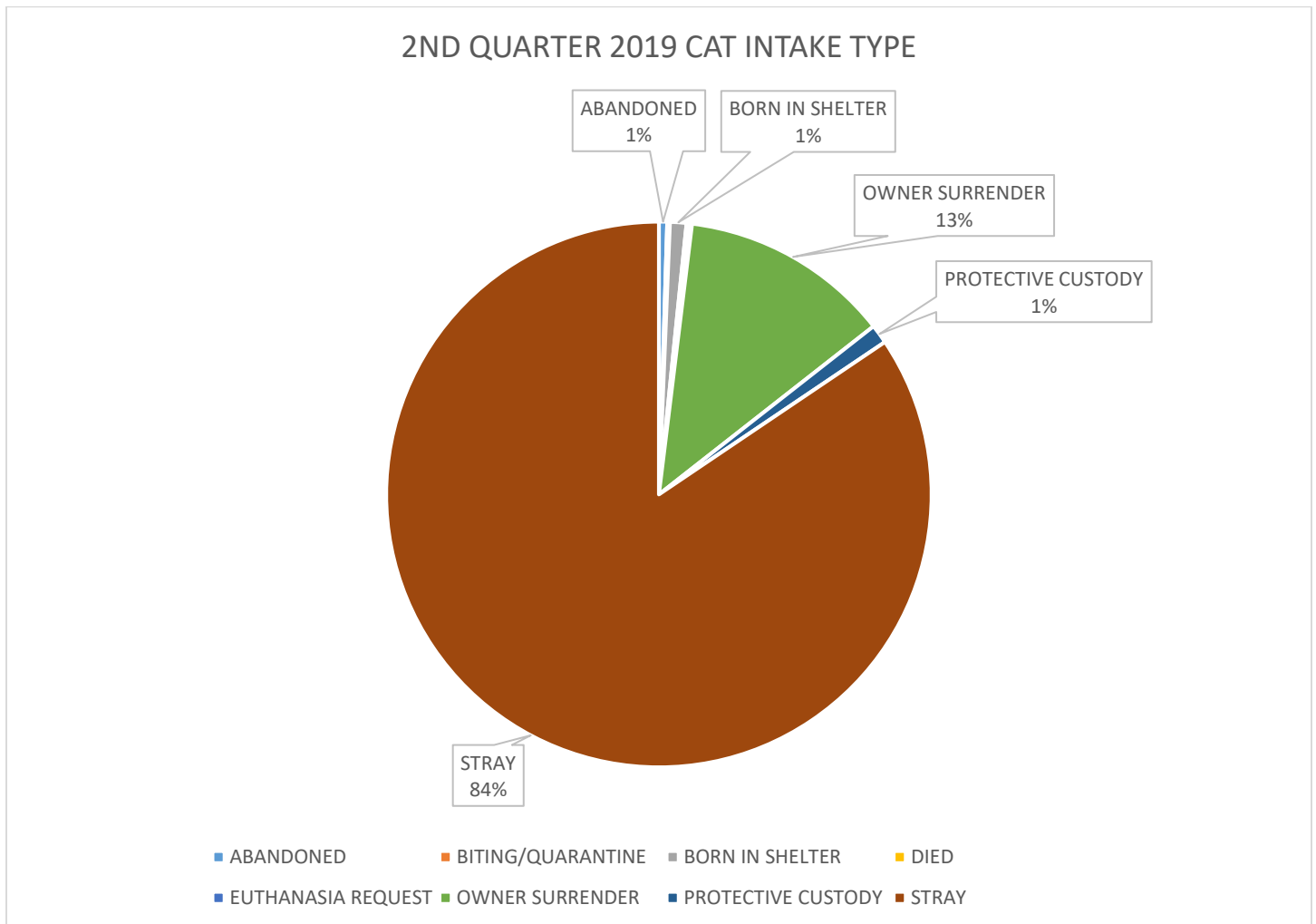
Of the 61 dogs euthanized, 47% were for behavior or aggression problems that were deemed unadoptable or rescue candidates. Those problems were identified through owner reports, staff experience and interaction with the dog, shelter temperament testing, and previous bite or aggression history. Other dogs were euthanized for medical issues 13%, space due to overcrowding and no available rescues or facilities to accept overflow 33% and owner requested euthanasia 7%



Dog Euthanasia Reason	1 st Quarter	2 nd Quarter	3 rd Quarter	4 th Quarter
Behavior/Aggression	69	29		
Medical	11	8		
Space	6	20		
Euthanasia Request	8	4		
Total	95	61		

Cats

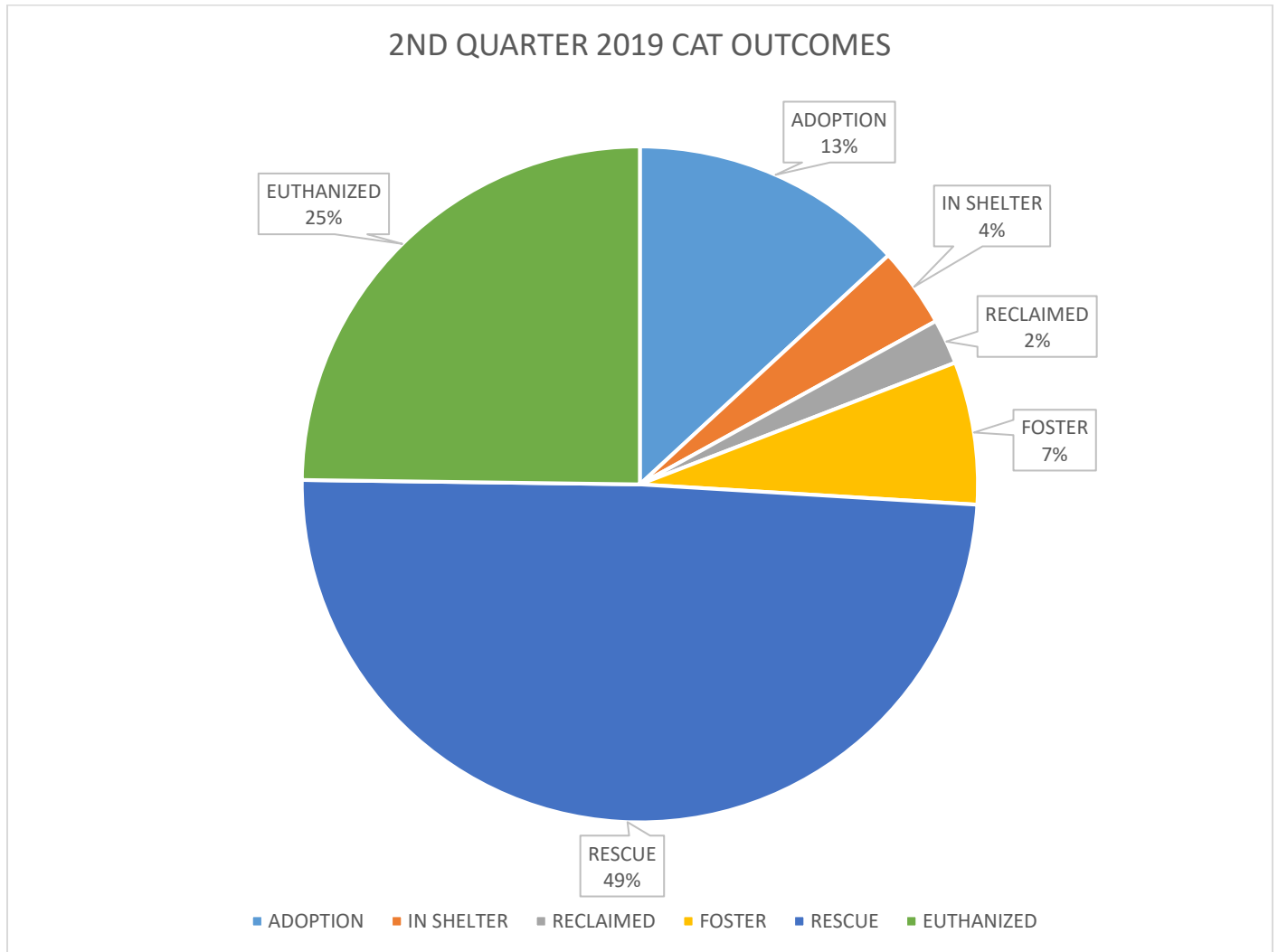
There were 617 cats impounded in the 2ND Quarter of 2019. 521 were strays, 77 were owner releases, and 19 were for other reasons (protective care, bite quarantine, welfare, feral). 84% of cat intakes were strays either picked up in the field or primarily brought in over the counter. 13% of our cat intakes were owner surrender



Cat Impound Reason	1 st Quarter	2 nd Quarter	3 rd Quarter	4 th Quarter
Stray	152	521		
Owner Release	50	77		
Other Reason	30	19		
Total	234	617		

Cat Outcomes

Outcomes for cats impounded at the shelter were primarily for Adoptions and Transferred to other shelters, rescues or Humane Societies for adoption 56%. 25% of all cats that entered the shelter were euthanized.

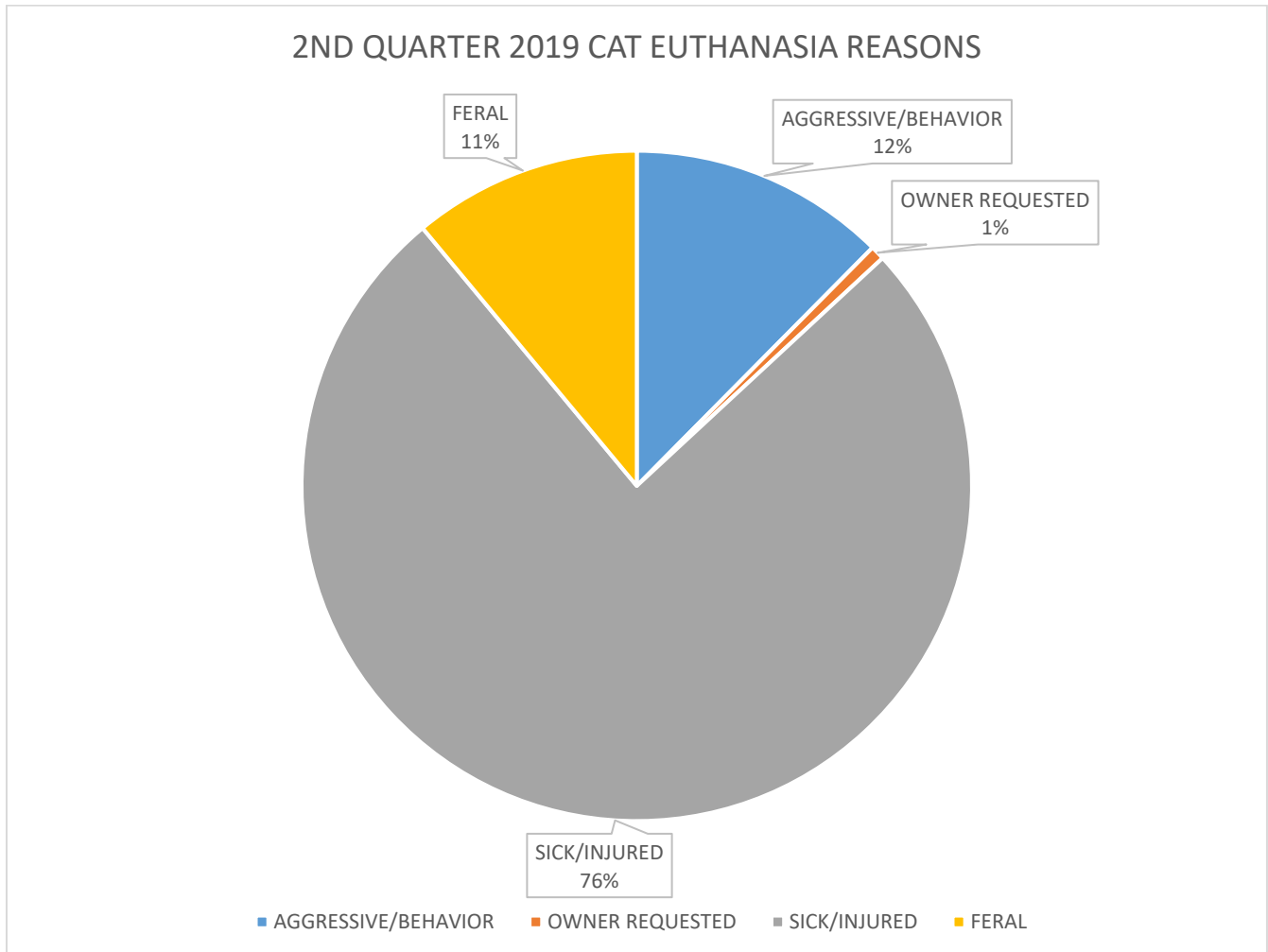


Cat Outcome	1 st Quarter	2 nd Quarter	3 rd Quarter	4 th Quarter
Adoption	63	79		
Return to Owner	7	13		
Euthanasia	43	149		
Rescue/Foster	138	337		
Total	257	578		

Cat Euthanasia

145 cats were euthanized in the 2ND Quarter of 2019 compared to 200 in the 2ND Quarter of 2018 a 28% decrease, 76% of the cats were euthanized for medical reasons, primarily, infectious diseases, 12% were euthanized for behavioral or temperament problems 1% were Owner requested euthanasia.

NOTE: Due to lack of spaying and neutering we saw a tremendous increase in primarily kittens impounded. A great number of these kittens had advanced Upper Respiratory Infection, emaciated, and other illnesses



Cat Euthanasia Reason	1 st Quarter	2 nd Quarter	3 rd Quarter	4 th Quarter
Behavior/Temperament	11	18		
Medical	14	110		
Euthanasia Request	0	1		
Feral	16	16		
DOA	0	0		
Total	41	145		

2ND QUARTER 2019 RUNNING TOTALS

Beginning September 1st, 2018 we will be instituting the new Owner Surrender Policy and mandatory microchipping through the shelter. The figures below represent a running total from January 1st, 2018 to July 31st 2018. We will be running a month to month comparison to the 2017 figures at the conclusion of this calendar year.

2018 RUNNING TOTALS

	Jan.	Feb.	Mar.	Apr.	May	Jun.	Jul.	Aug.	Sept.	Oct.	Nov.	Dec.	Total
Owner Surrenders	59	67	80	102	101	111	92	94	39	40	46	27	858
Stray Dogs/Puppy's	117	126	126	140	150	131	121	131	129	158	154	156	1,639
Stray Cats/Kittens	60	70	73	89	156	157	166	138	115	166	102	62	1,354
Call for Service	464	419	469	505	494	394	357	423	383	427	469	412	5,216
Euthanasia Dog	25	57	29	27	43	43	33	36	33	33	22	35	416
Euthanasia Cat	18	31	23	16	81	95	121	117	74	76	41	25	718
Microchips Issued	N/A	N/A	N/A	N/A	N/A	N/A	N/A	N/A	117	177	132	128	554

2019 RUNNING TOTALS

Owner Surrenders	48	60	47	83	78	38							354
Stray Dogs/Puppy's	130	135	178	144	149	154							890
Stray Cats/Kittens	69	41	42	67	189	229							637
Call for Service	475	376	504	426	441	438							2,660
Euthanasia Dog	23	42	27	18	31	28							169
Euthanasia Cat	6	8	26	21	18	102							181
Microchips Issued	109	105	131	128	118	153							745
LIVE RELEASE RATE	89%	82%	83%	87%	85%	67%							82%
DOGS	74%	79%	89%	92%	85%	87%							84%
CATS	92%	90%	63%	75%	85%	49%							76%