



Montgomery County Animal Care and Control

2019

1st Quarter Report

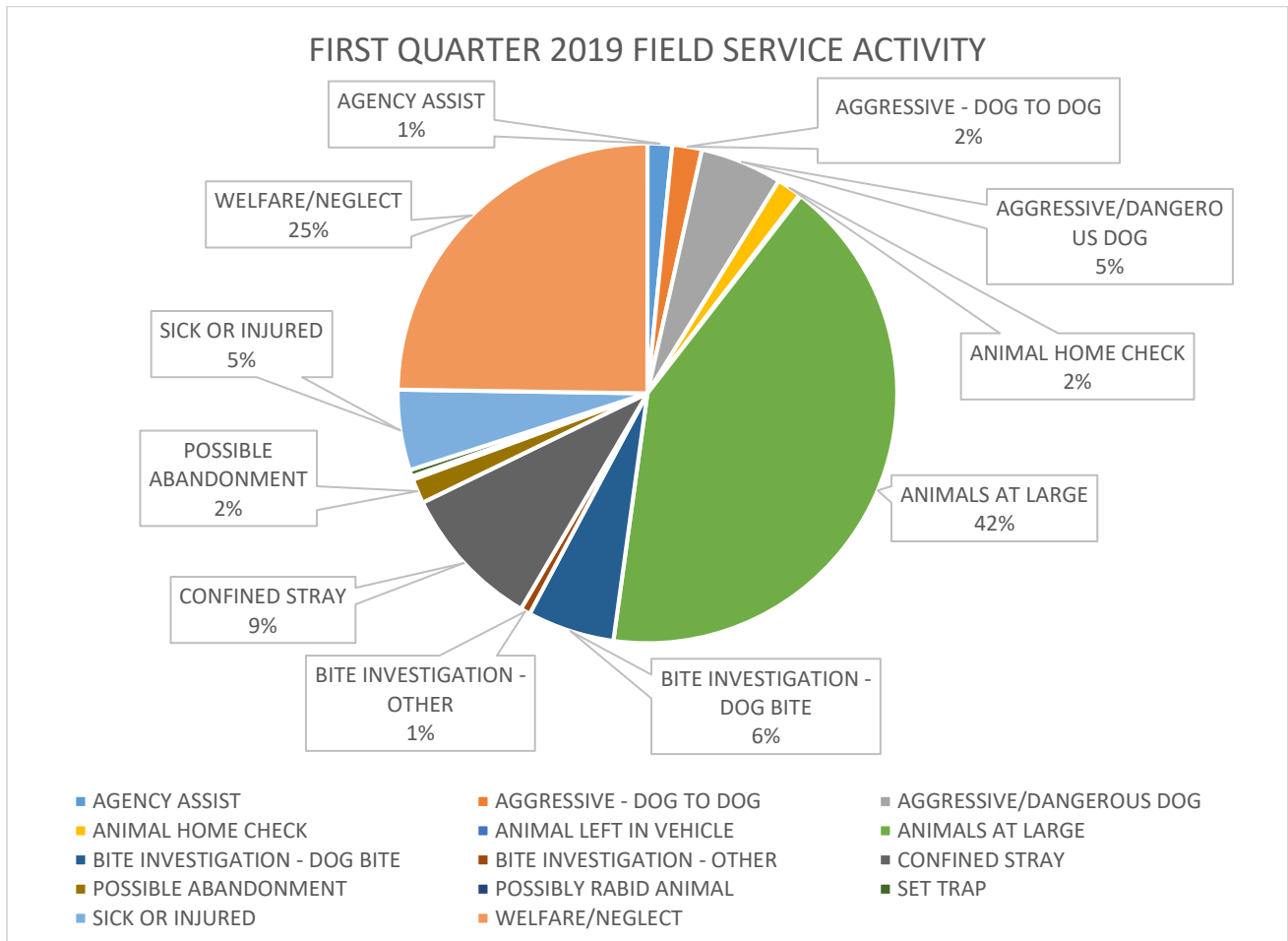
Field and Shelter Activity

FIELD SERVICES

Montgomery County Animal Care and Control provided active and on call animal control service for all areas of Montgomery County and the City of Clarksville for the first quarter of 2019.

Officer Activity

For the First quarter of 2019, Animal Control Officers handled 947 calls for service. Nearly half of all calls, (42%) were for a stray domestic animal, normally a dog running at large. Investigations for Welfare/Neglect, Bites, Confined Stray's, Welfare/Neglect cases made up for (25%) of all calls.



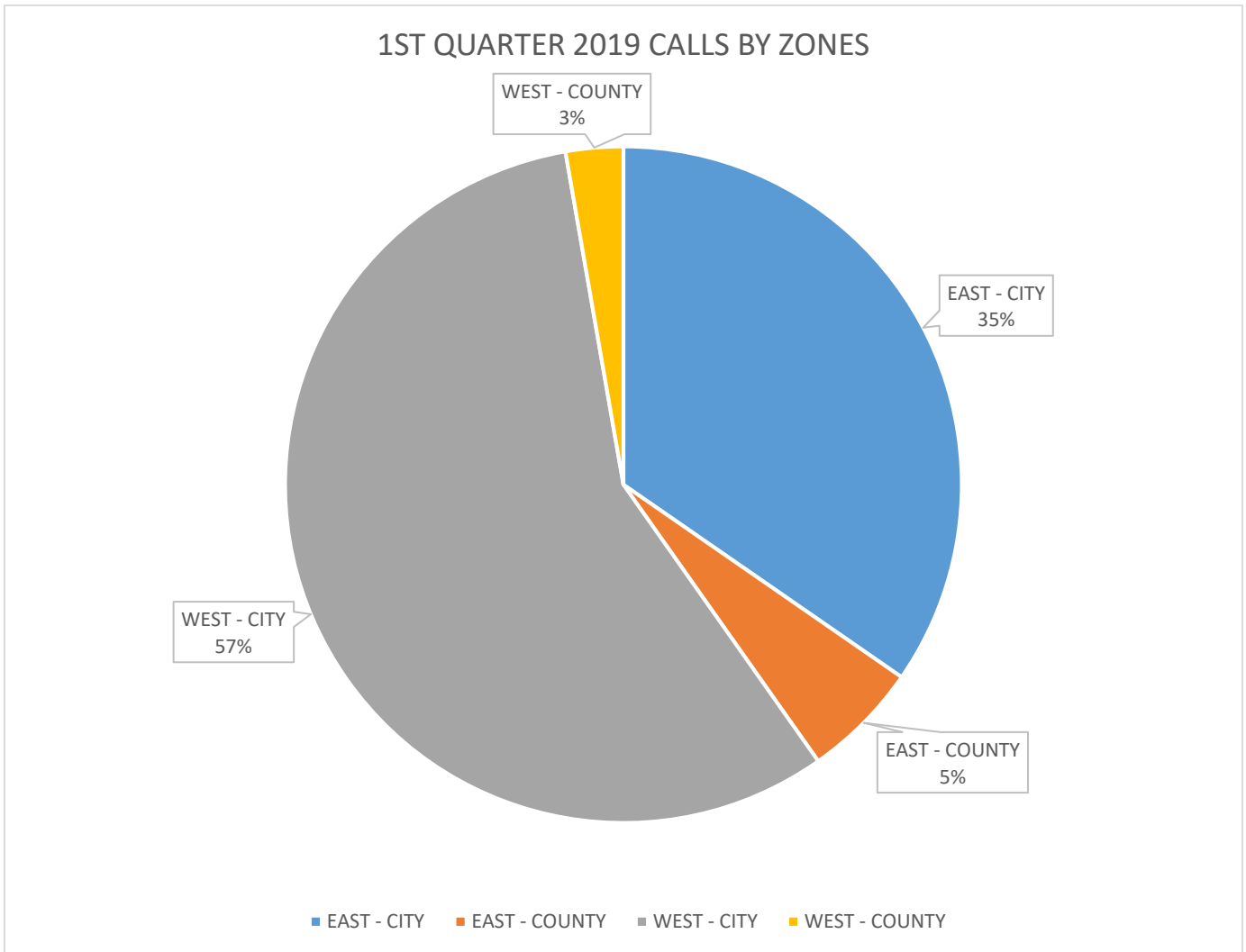
TYPE OF CALL

1ST. Quarter 2nd Quarter 3rd Quarter 4th Quarter

| | |
|--------------------------|------------|
| Aggressive/Dangerous Dog | 68 |
| Animal Home Check | 15 |
| Animal Left in Vehicle | 1 |
| Animals At Large | 392 |
| Bite Investigations | 59 |
| Confined Stray | 88 |
| Officer Assist | 15 |
| Possible Abandonment | 15 |
| Sick or Injured Animal | 49 |
| Welfare/Neglect | 233 |
| Other | 6 |
| Total | 947 |

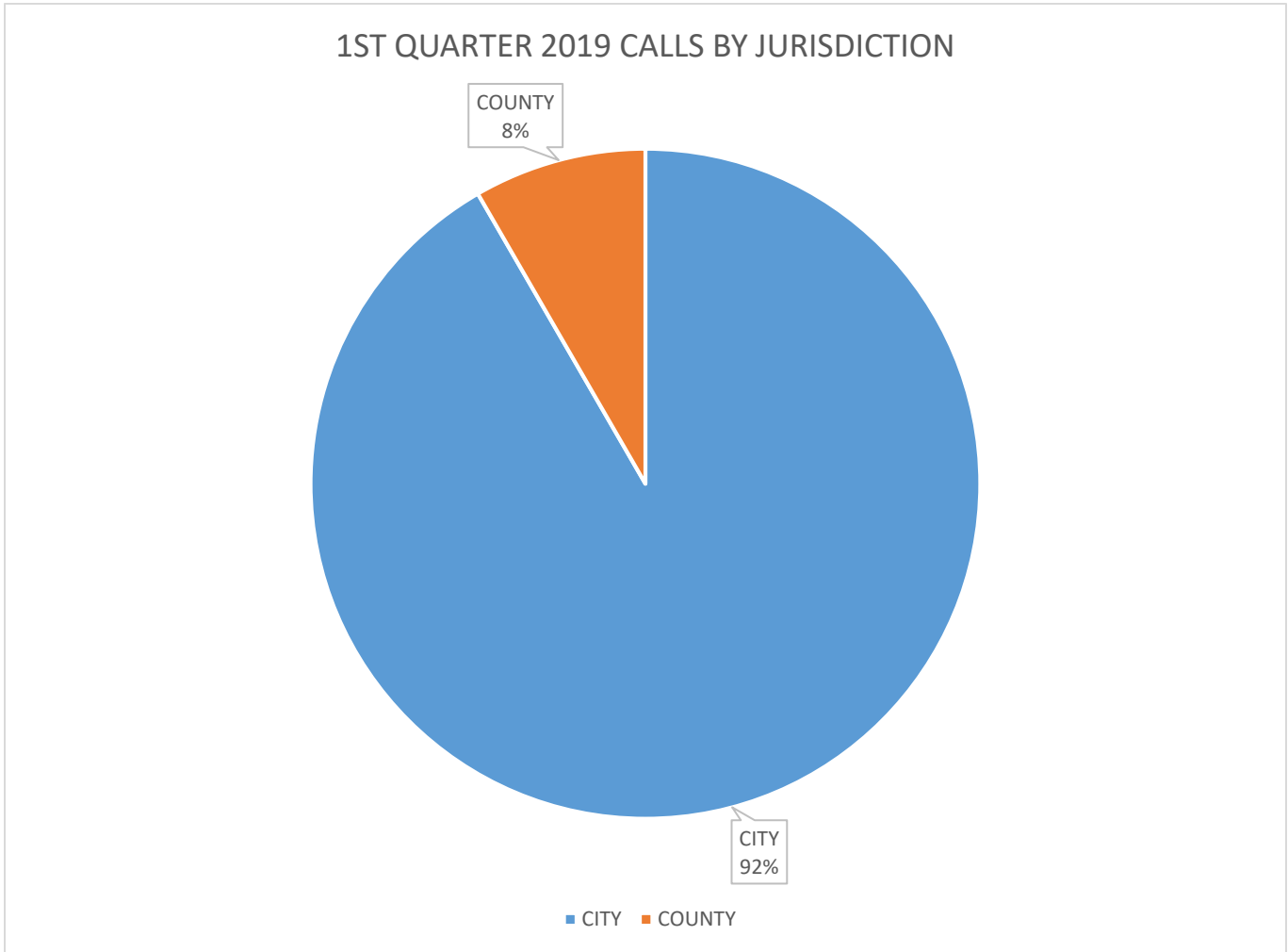
FIELD SERVICE CALLS BY ZONES

Animal Control Officers responded to 947 calls for service in Montgomery County with a majority of the calls, (56%) being in the West portion of Montgomery County/City of Clarksville.



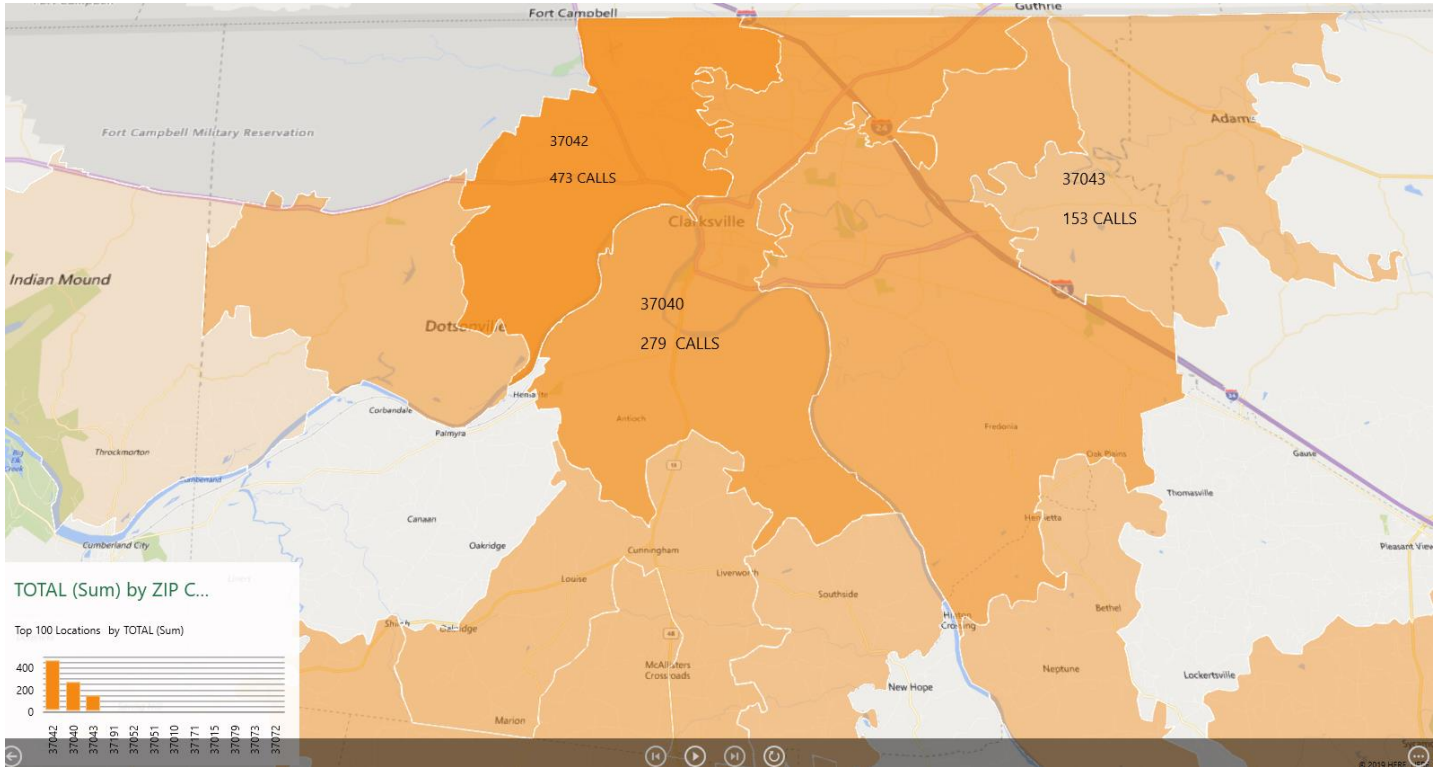
FIELD SERVICE CALLS BY JURISDICTION

Calls for service that were responded to in Montgomery County were dispersed into the following two Jurisdictions, which covers the Montgomery County outside of the Clarksville City Limits and all unincorporated areas of the County, and within the city limits of Clarksville. (92%) of all calls for the 1ST Quarter of 2019 occurred within the city of Clarksville and (8%) of calls for the 1ST Quarter of 2019 occurred in the unincorporated areas of Montgomery County.



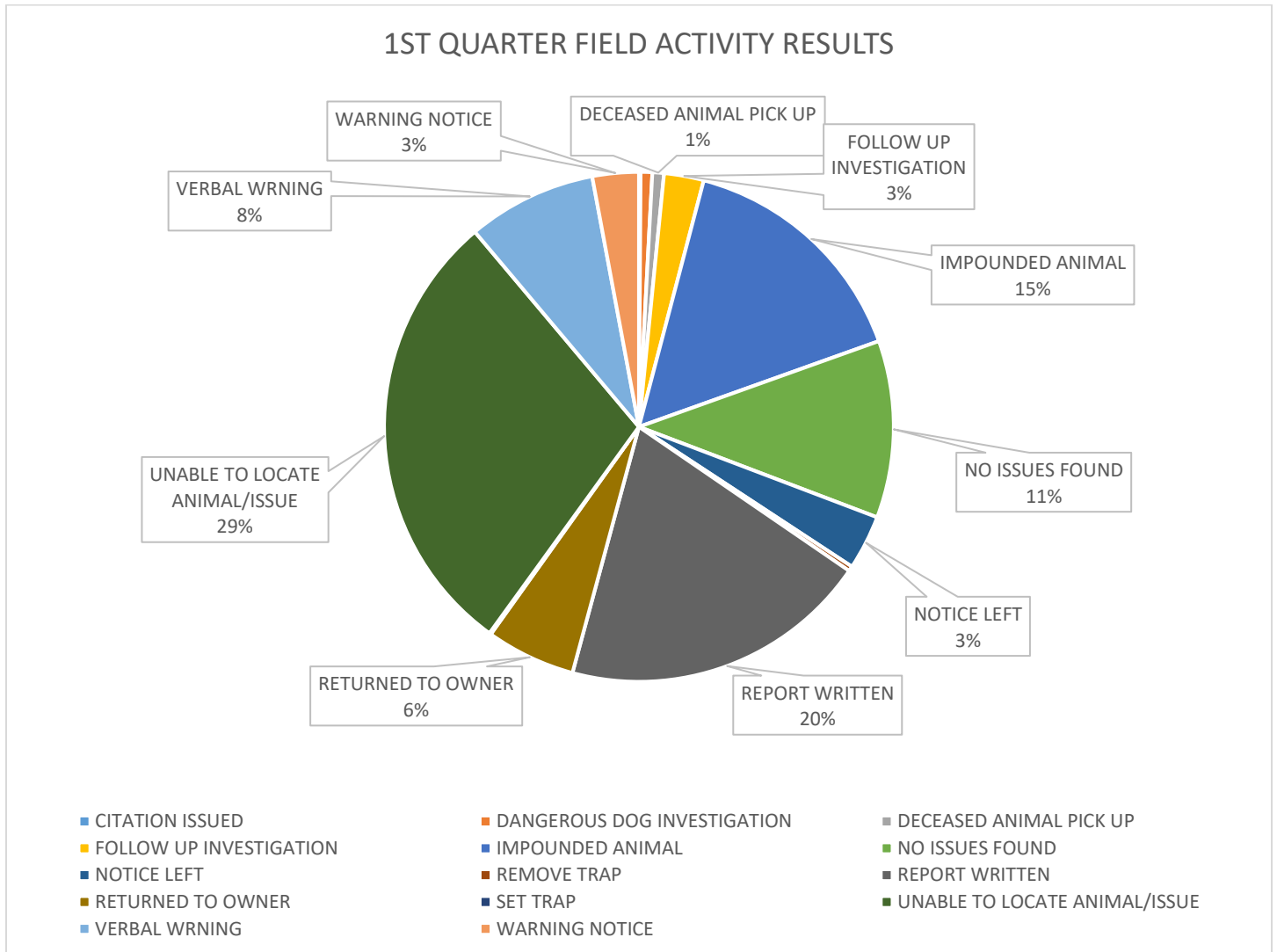
FIELD SERVICE CALLS BY ZIP CODE

Calls for service that were responded to in Montgomery County were dispersed into the following twelve (9), which covers the Montgomery County outside of the Clarksville City Limits and all unincorporated areas of the County, and within the city limits of Clarksville. (51%) of all calls for the 1ST Quarter of 2019 occurred within the 37042 Zip Code, which compromises the North Central portion of Montgomery County north of the Cumberland River, while (25%) of calls occurred in Zip Code area 37040, which compromises the Northeast and South Central portion of the County



OFFICER FIELD ACTIVITY RESULTS

Officers responded to 947 calls for service. In response to calls for services officer complete various forms of outcomes to close out and complete these calls ranging from warnings to written reports on the incidents.



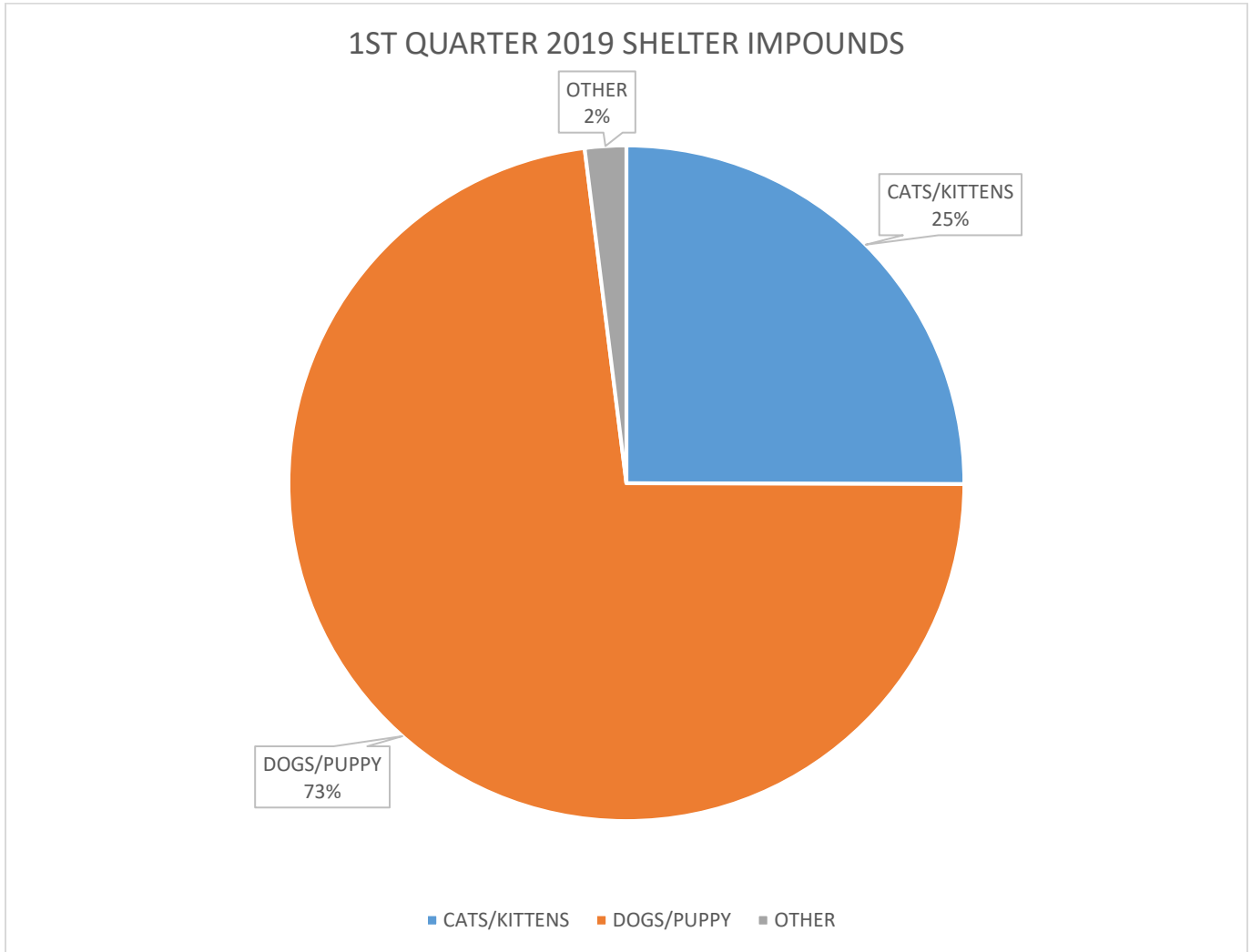
SHELTER AND ADOPTION SERVICES

Kennel Visitors

The shelter saw over 4,940 people visited the shelter in the 1ST Quarter. Most of the visitors indicated they were looking to adopt a pet or trying to locate a lost pet.

Animals Impounded

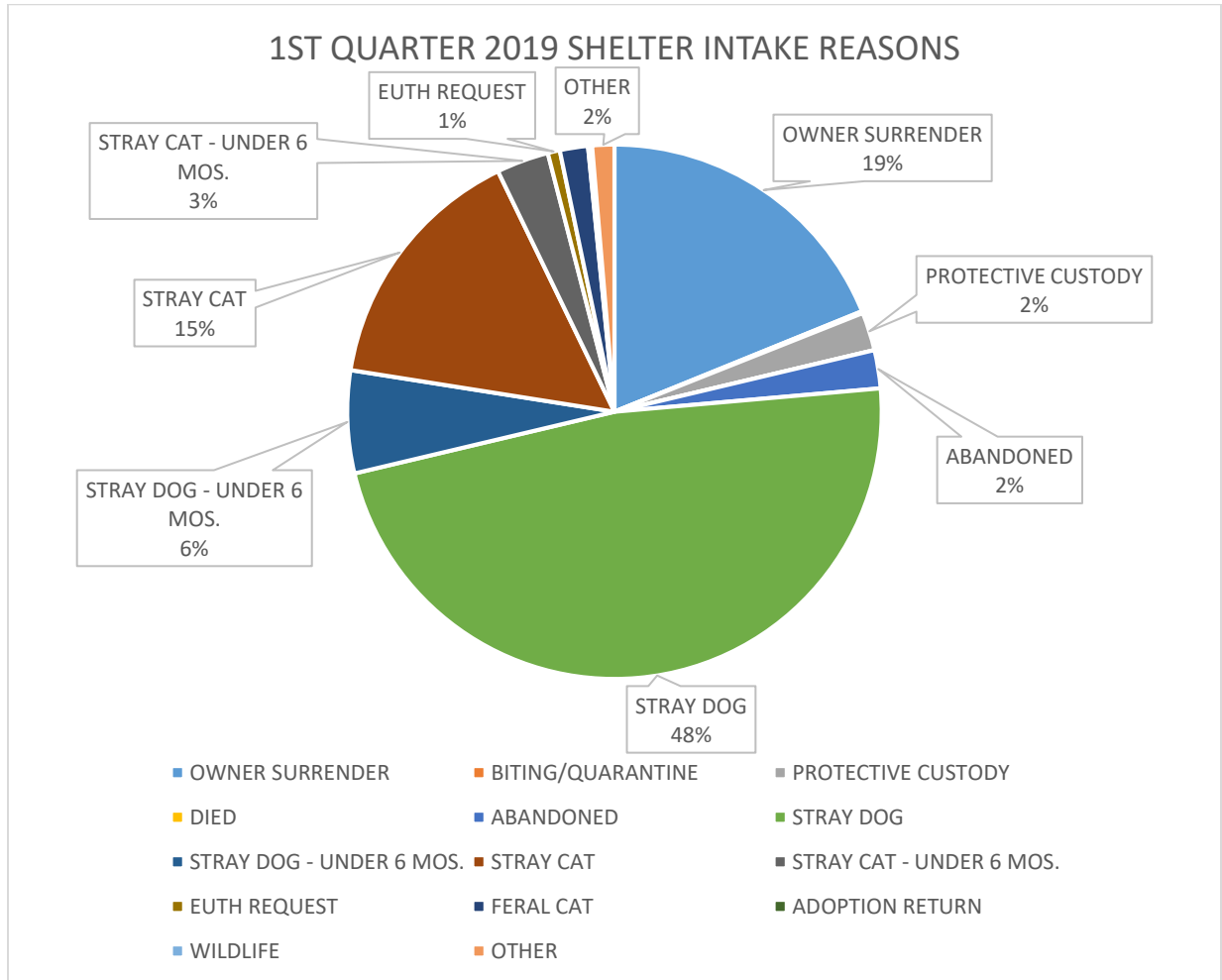
In the 1st Quarter of 2019, 607 animals were impounded. This was a 22% decrease from 1st Quarter of 2018. Of the animals impounded, 25% were cats/kittens, 73% were dogs/puppies.



| Types of Animals Impounded | 1 st Quarter | 2 nd Quarter | 3 rd Quarter | 4 th Quarter |
|----------------------------|-------------------------|-------------------------|-------------------------|-------------------------|
| Dog/Puppies | 443 | | | |
| Cat/Kittens | 152 | | | |
| Other | 12 | | | |
| Total | 607 | | | |

SHELTER INTAKE REASONS

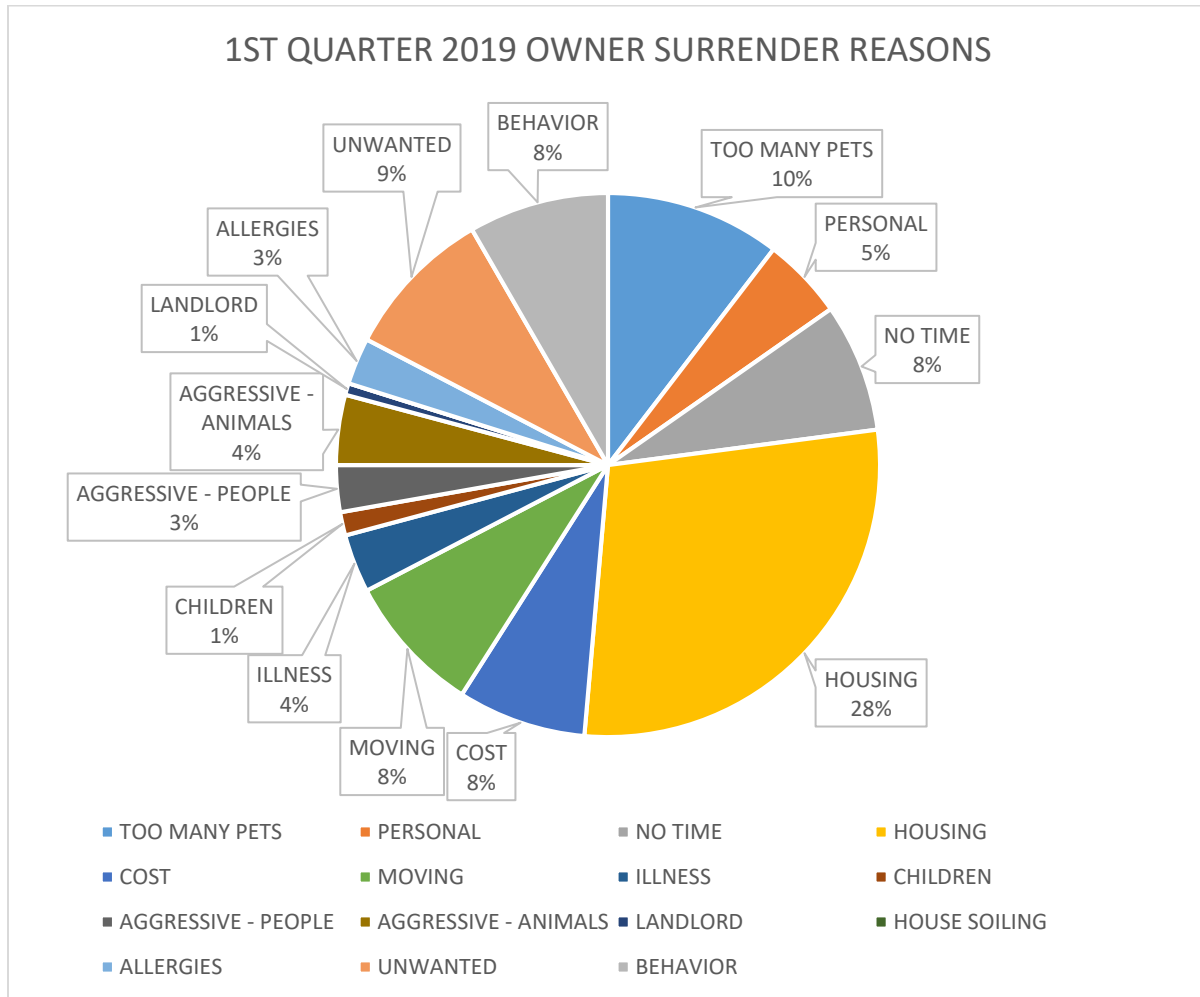
The shelter took in 607 animals in the 1st Quarter of 2019. A majority of those intakes, (72%) were stray animals either picked up in the field or brought in over the counter. (19%) were owner surrendered pets and the remaining (7%) consisted of Adoption Returns, Feral Animals, Euthanasia Requests, Bite Quarantines, Protective Custody, and Abandoned Animals.



| ENTRY REASON | 1 ST QUARTER | 2 ND QUARTER | 3 RD QUARTER | 4 TH QUARTER |
|--------------------|-------------------------|-------------------------|-------------------------|-------------------------|
| Owner Surrender | 155 | | | |
| Biting/Quarantine | 1 | | | |
| Protective Custody | 19 | | | |
| Died | 0 | | | |
| Abandoned | 19 | | | |
| Stray Animal | 607 | | | |
| Euthanasia Request | 6 | | | |
| Feral Cat | 14 | | | |
| Adoption Return | 2 | | | |
| Wildlife | 0 | | | |
| Other | 11 | | | |
| Total | 822 | | | |

Owner Surrenders

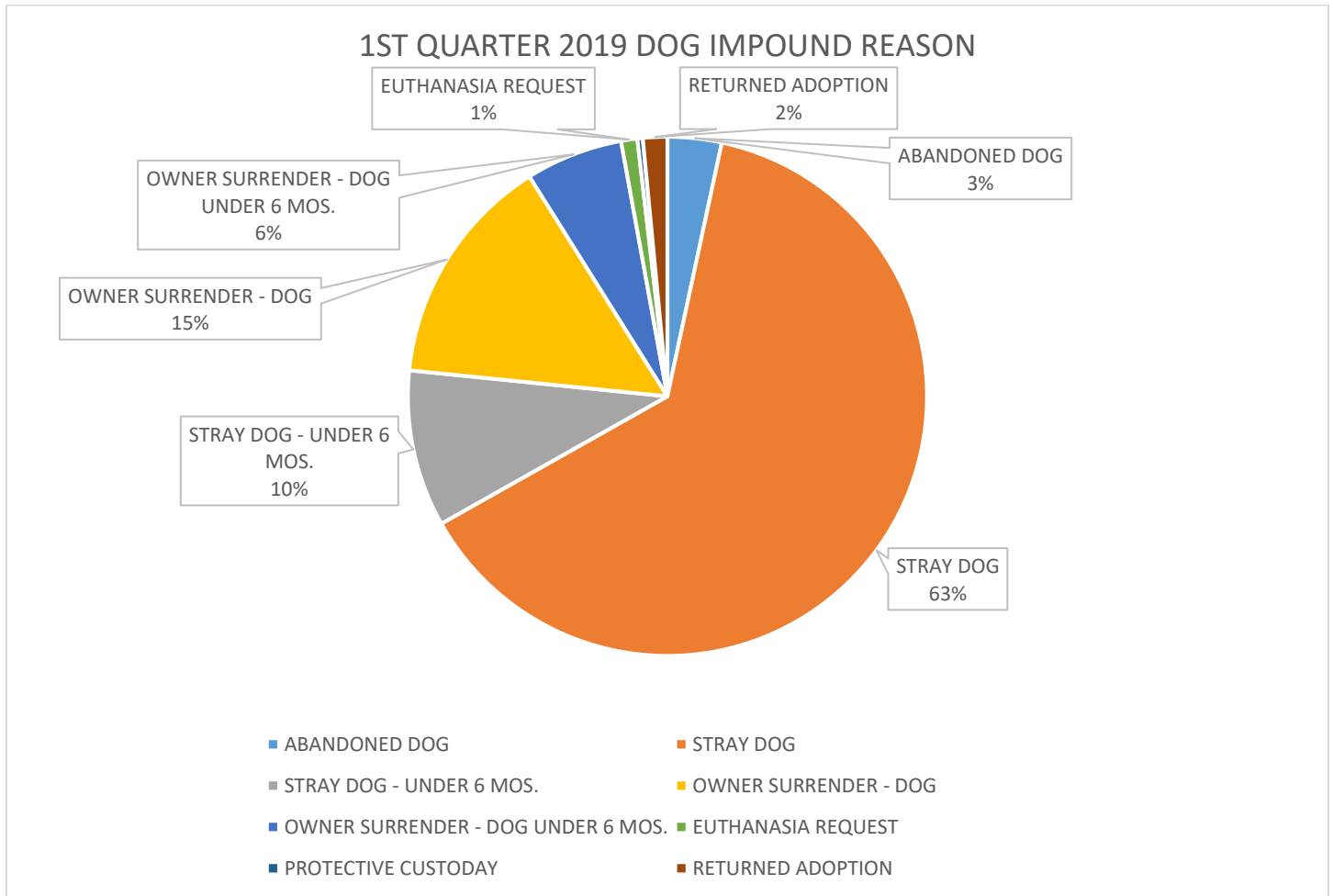
Beginning in April of 2018, we began to track the reason for owner surrenders in Montgomery County. There were 144 Owner surrenders in the 1st Quarter. Of those Owner Surrenders, the most prevalent reason to Owner Surrender was 1. Housing – 28%, followed by 2. Too Many Pets – 10%



| Owner Surrenders | 1 st Quarter | 2 nd Quarter | 3 rd Quarter | 4 th Quarter |
|------------------|-------------------------|-------------------------|-------------------------|-------------------------|
| Aggressive | 10 | | | |
| Allergies | 4 | | | |
| Children | 2 | | | |
| Cost | 11 | | | |
| House Soiling | 0 | | | |
| Housing | 41 | | | |
| Illness | 5 | | | |
| Landlord | 1 | | | |
| Moving | 12 | | | |
| Personal | 7 | | | |
| Time | 11 | | | |
| Too Many | 15 | | | |
| Unwanted | 13 | | | |
| Total | 144 | | | |

Dogs

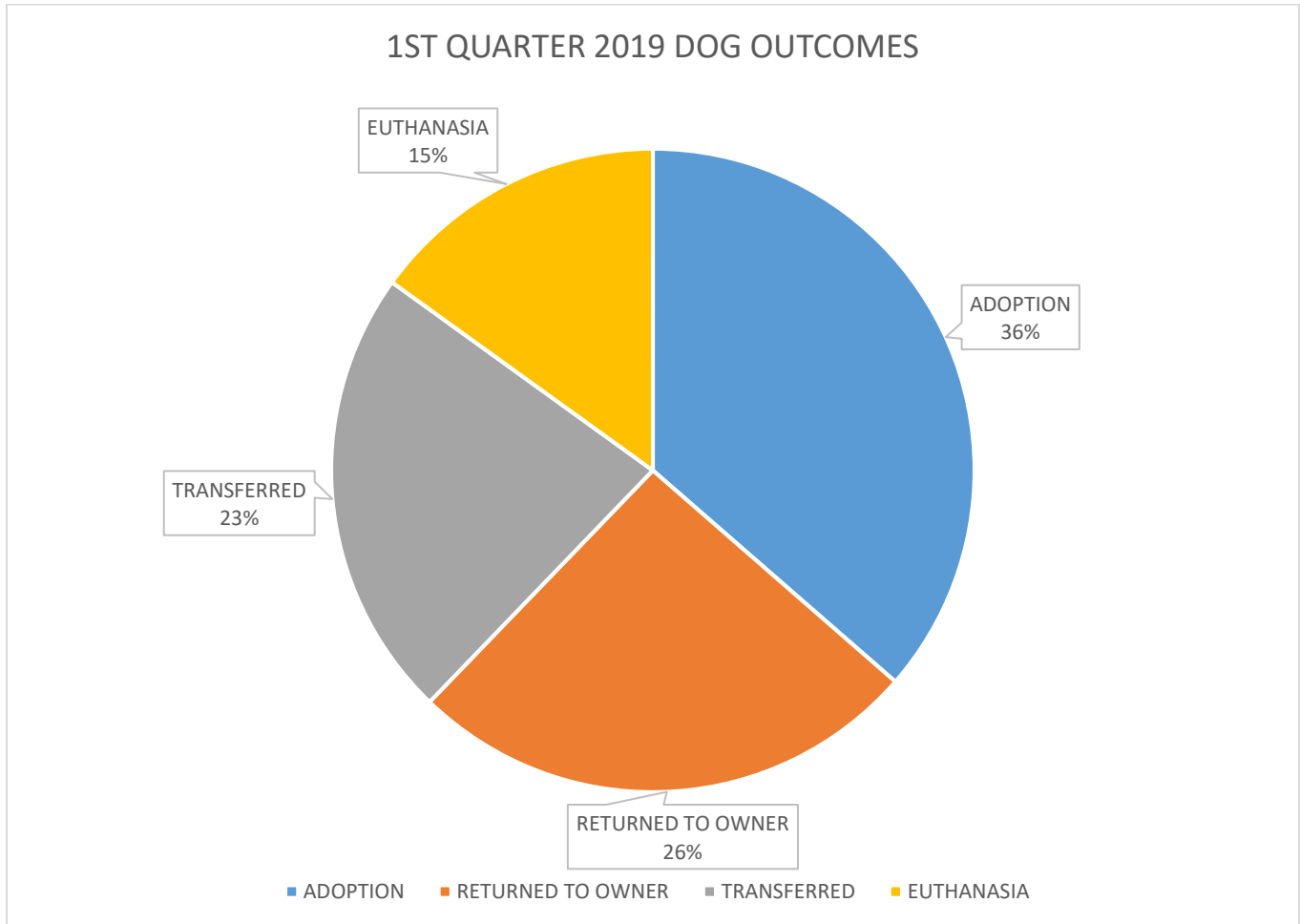
There were 594 dogs impounded in the 1ST Quarter of 2019. 63% were strays, 15% were owner released , 11% were for other reasons (Quarantine, Protective Care, Confiscated), and 1% were impounded for owner requested euthanasia



| Dog Impound Reason | 1 st Quarter | 2 nd Quarter | 3 rd Quarter | 4 th Quarter |
|--------------------|-------------------------|-------------------------|-------------------------|-------------------------|
| Stray | 435 | | | |
| Owner Release | 122 | | | |
| Other Reason | 11 | | | |
| Euthanasia Request | 6 | | | |
| Total | 594 | | | |

Dog Outcomes

Outcomes for dogs impounded at the shelter were primarily adoptions 36%, returned to owner 26%, and Euthanasia 15%. Another 23% were sent or transferred to rescues, Humane Association, or other shelters for adoption.

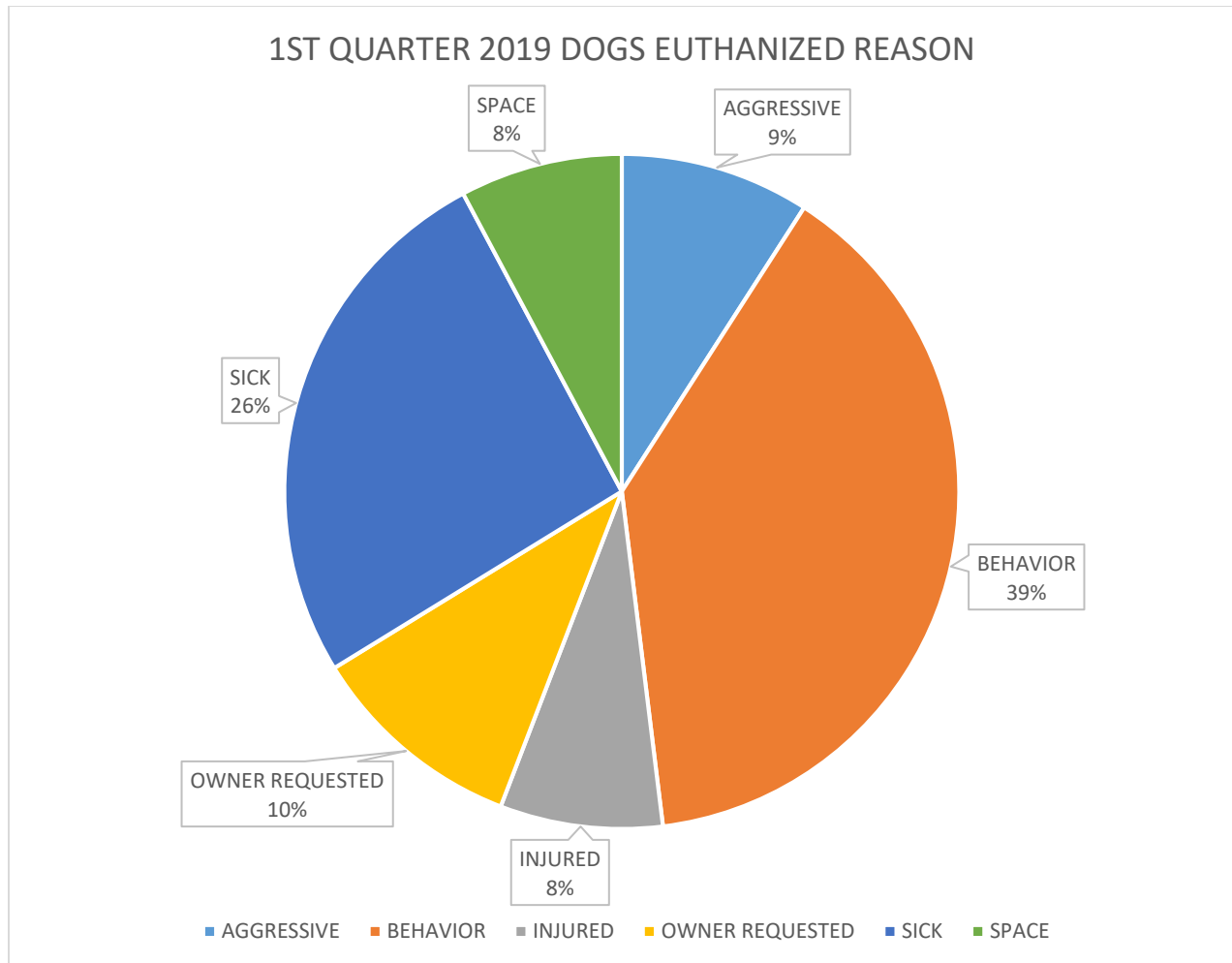


Dog Outcome

| Dog Outcome | 1 st Quarter | 2 nd Quarter | 3 rd Quarter | 4 th Quarter |
|-----------------|-------------------------|-------------------------|-------------------------|-------------------------|
| Adoption | 237 | | | |
| Return to Owner | 168 | | | |
| Euthanasia | 98 | | | |
| Transfer/Rescue | 148 | | | |
| Total | 651 | | | |

Dog Euthanasia

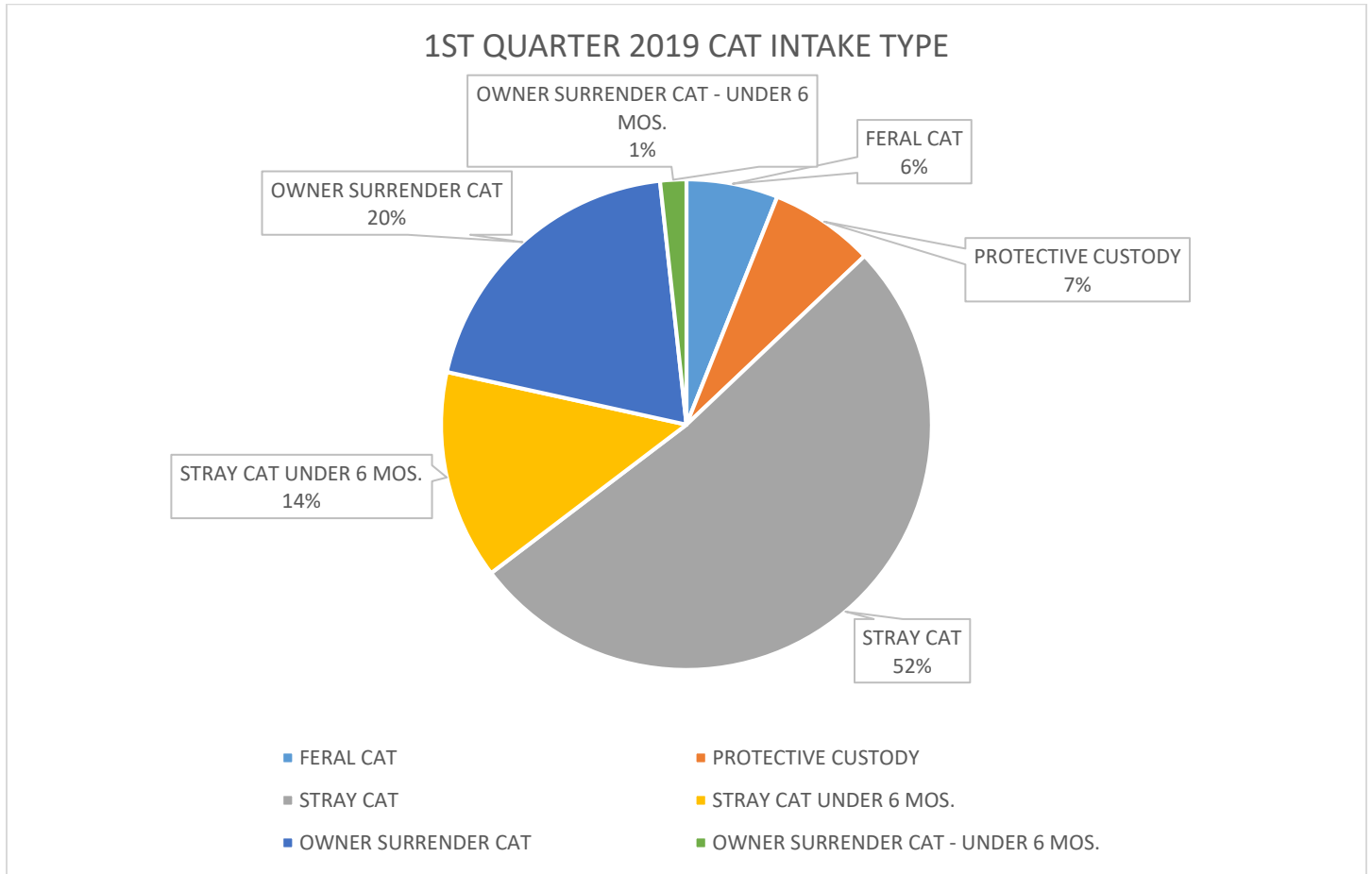
Of the 95 dogs euthanized, 48% were for behavior or aggression problems that were deemed unadoptable or rescue candidates. Those problems were identified through owner reports, staff experience and interaction with the dog, shelter temperament testing, and previous bite or aggression history. Other dogs were euthanized for medical issues 8%, space due to overcrowding and no available rescues or facilities to accept overflow 0% and owner requested euthanasia 10%



| Dog Euthanasia Reason | 1 st Quarter | 2 nd Quarter | 3 rd Quarter | 4 th Quarter |
|-----------------------|-------------------------|-------------------------|-------------------------|-------------------------|
| Behavior/Aggression | 69 | | | |
| Medical | 11 | | | |
| Space | 6 | | | |
| Euthanasia Request | 8 | | | |
| Total | | | | |

Cats

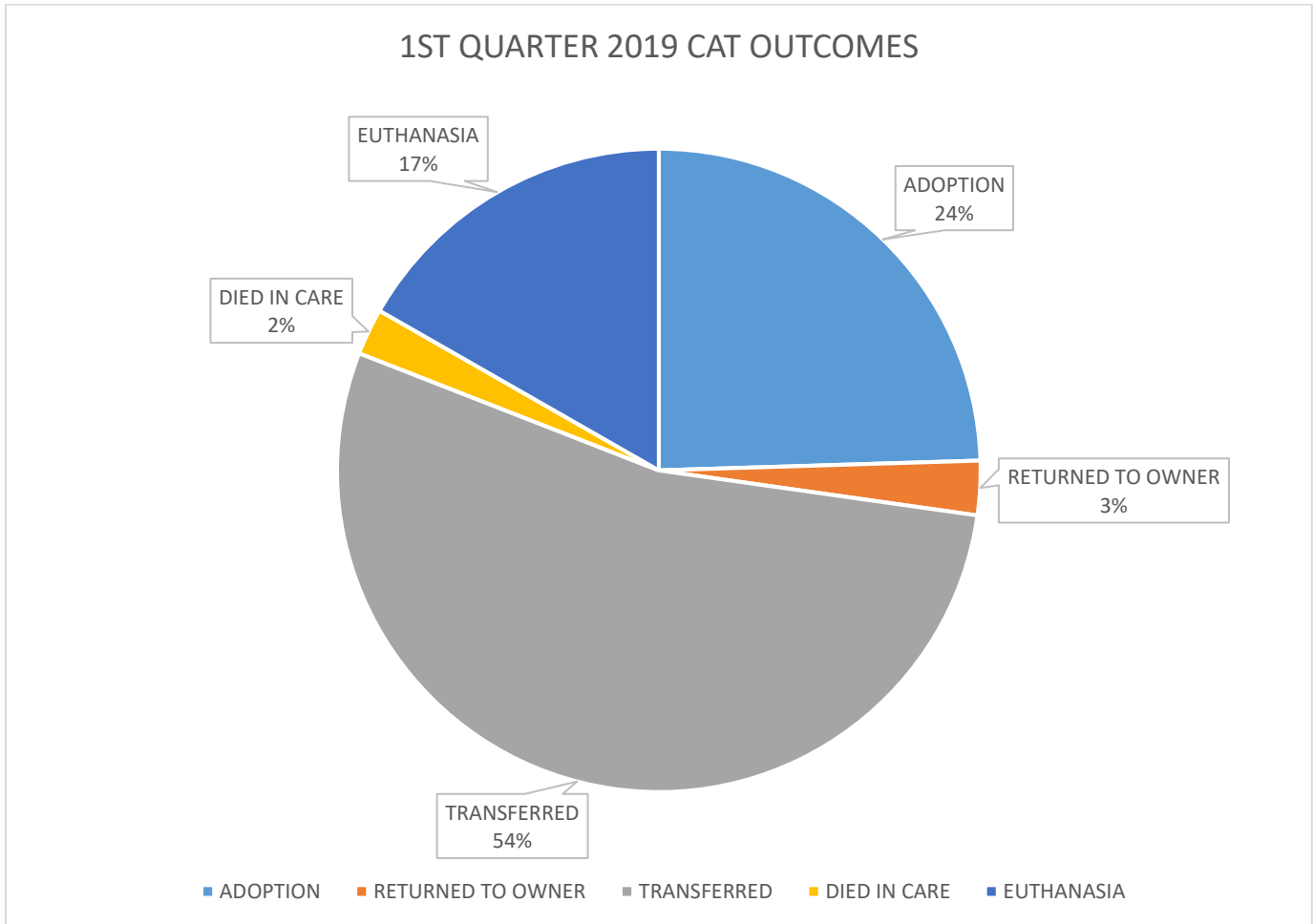
There were 234 cats impounded in the 1ST Quarter of 2019. 152 were strays, 50 were owner releases, and 30 were for other reasons (protective care, bite quarantine, welfare, feral). 52% of cat intakes were strays either picked up in the field or primarily brought in over the counter. 21% of our cat intakes were owner surrender



| Cat Impound Reason | 1 st Quarter | 2 nd Quarter | 3 rd Quarter | 4 th Quarter |
|--------------------|-------------------------|-------------------------|-------------------------|-------------------------|
| Stray | 152 | | | |
| Owner Release | 50 | | | |
| Other Reason | 30 | | | |
| Total | 234 | | | |

Cat Outcomes

Outcomes for cats impounded at the shelter were primarily for Adoptions and Transferred to other shelters, rescues or Humane Societies for adoption 78%. Only 17% of all cats that entered the shelter were euthanized.

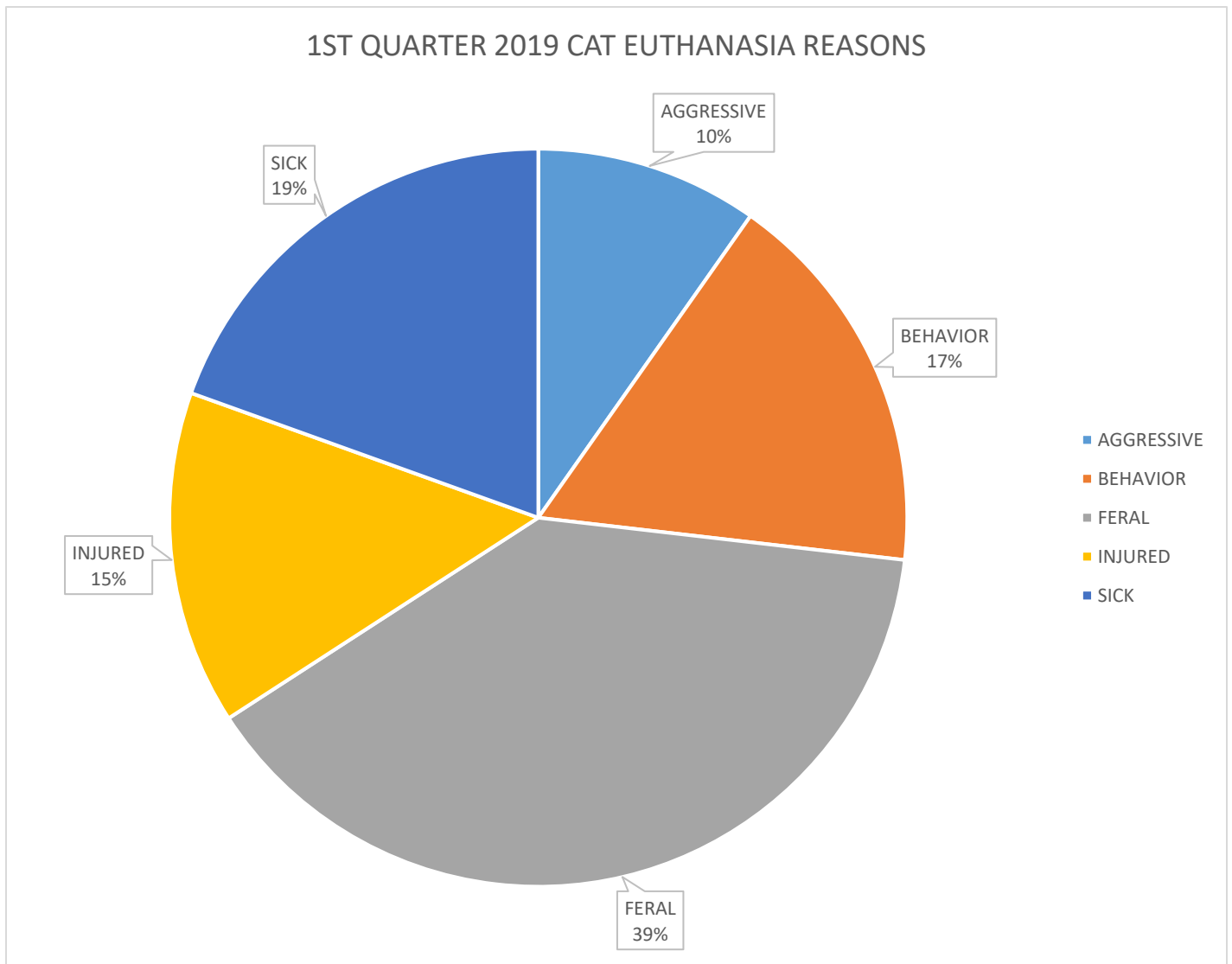


| Cat Outcome | 1 st Quarter | 2 nd Quarter | 3 rd Quarter | 4 th Quarter |
|-----------------|-------------------------|-------------------------|-------------------------|-------------------------|
| Adoption | 63 | | | |
| Return to Owner | 7 | | | |
| Euthanasia | 43 | | | |
| Rescue | 138 | | | |
| Total | 257 | | | |

Cat Euthanasia

41 cats were euthanized in the 1st Quarter of 2019 compared to 75 in the 1st Quarter of 2018 a 45% decrease, 34% of the cats were euthanized for medical reasons, primarily, infectious diseases, 27% were euthanized for behavioral or temperament problems 1% were Owner requested euthanasia.

NOTE: Due to lack of spaying and neutering we saw a tremendous increase in primarily kittens impounded. A great number of these kittens had advanced Upper Respiratory Infection, emaciated, and other illnesses



| Cat Euthanasia Reason | 1 st Quarter | 2 nd Quarter | 3 rd Quarter | 4 th Quarter |
|-----------------------|-------------------------|-------------------------|-------------------------|-------------------------|
| Behavior/Temperament | 11 | | | |
| Medical | 14 | | | |
| Euthanasia Request | 0 | | | |
| Feral | 16 | | | |
| DOA | 0 | | | |
| Total | 41 | | | |