

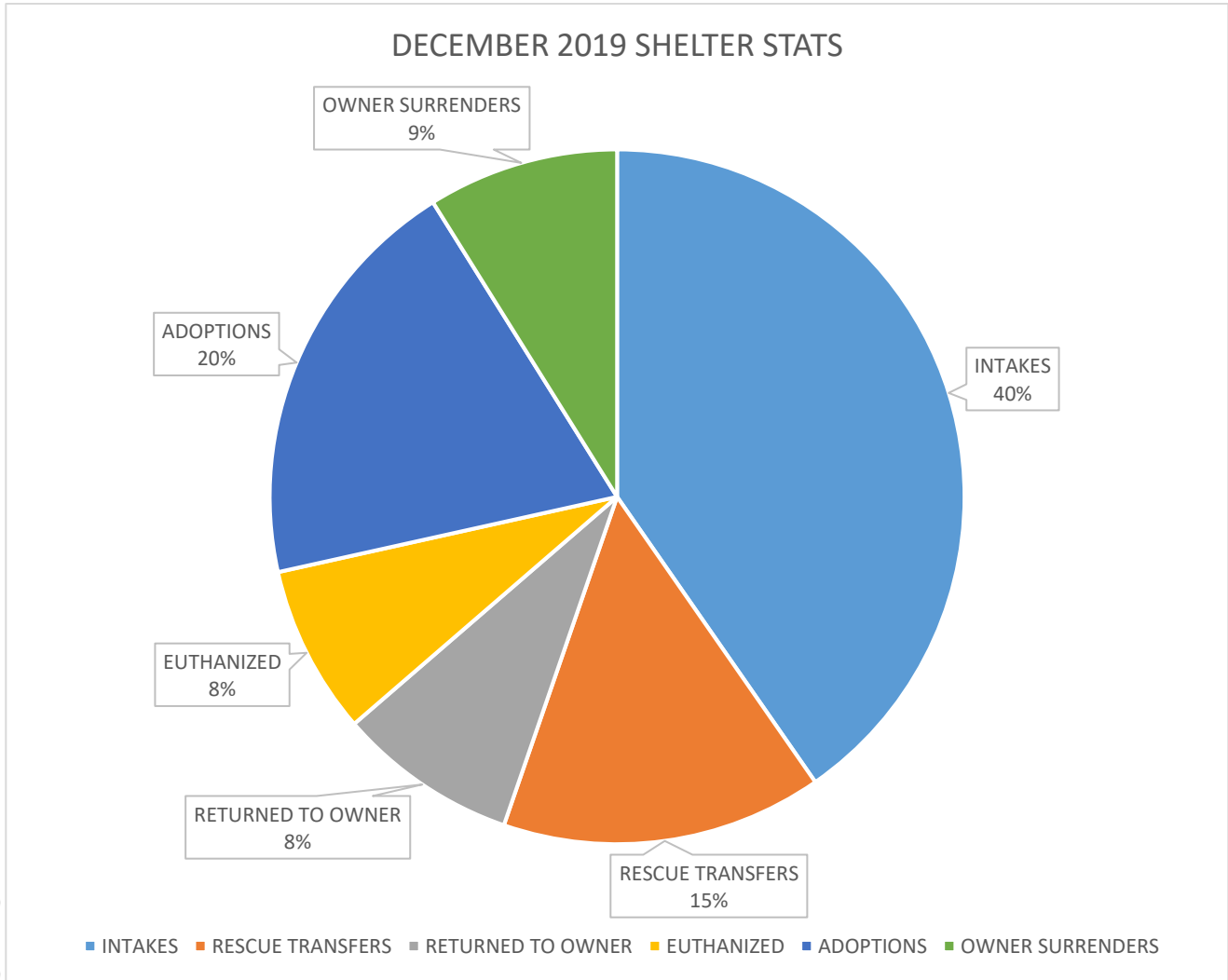


December 2019 Animal Care and Control Stats



Officer Field Activity and Intake/Adoption Statistics

Activity Calls.....	434
Intake.....	313
Dogs.....	210
Cats.....	93
Other.....	7
Wildlife.....	3
Return To Owner.....	65
Dogs.....	62
Cats.....	3
Rescue/Transferred.....	116
Live Releases.....	333
Adoption.....	152
Dog.....	94
Puppies.....	14
Cat.....	23
Kittens.....	19
Other.....	2
Euthanasia.....	61
Dog.....	21
Cat.....	40
Visitors.....	1,750
Incoming Calls Fielded.....	2,360



**DECEMBER 2019 MONTGOMERY COUNTY ANIMAL CARE AND CONTROL
SHELTER STATS (ENTRY REASON)**

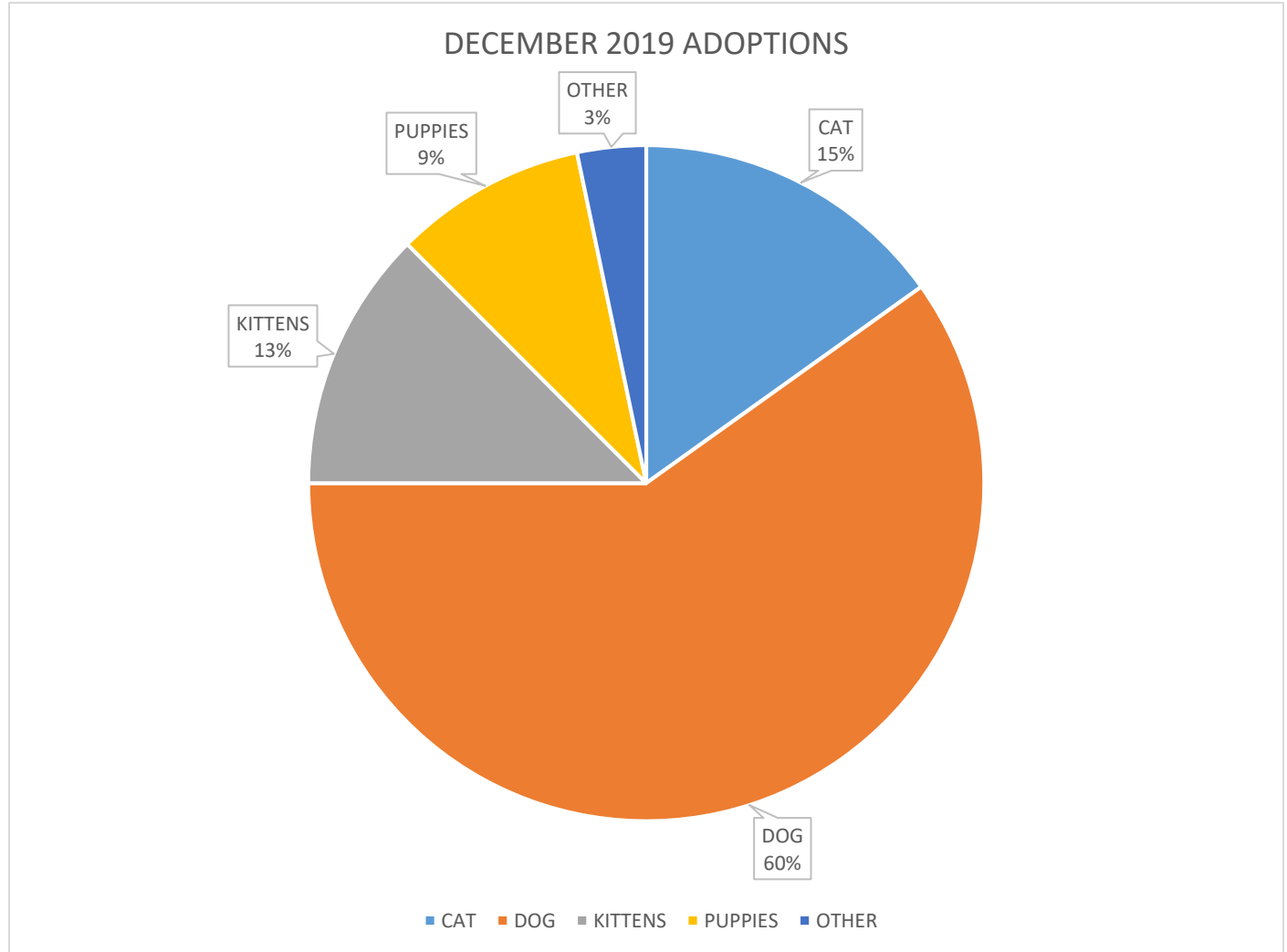
Entry Reason.....	313
Abandoned Dog.....	2
Owner Requested Euth....	1
Feral Cat.....	4
Owner Surrender.....	62
Protective Custody.....	8
Quarantine.....	1
Stray Cat.....	66
Stray Dog.....	153
Wildlife.....	2
Other.....	9



DECEMBER 2019 MONTGOMERY COUNTY ANIMAL CARE AND CONTROL

SHELTER ADOPTIONS BY SPECIES

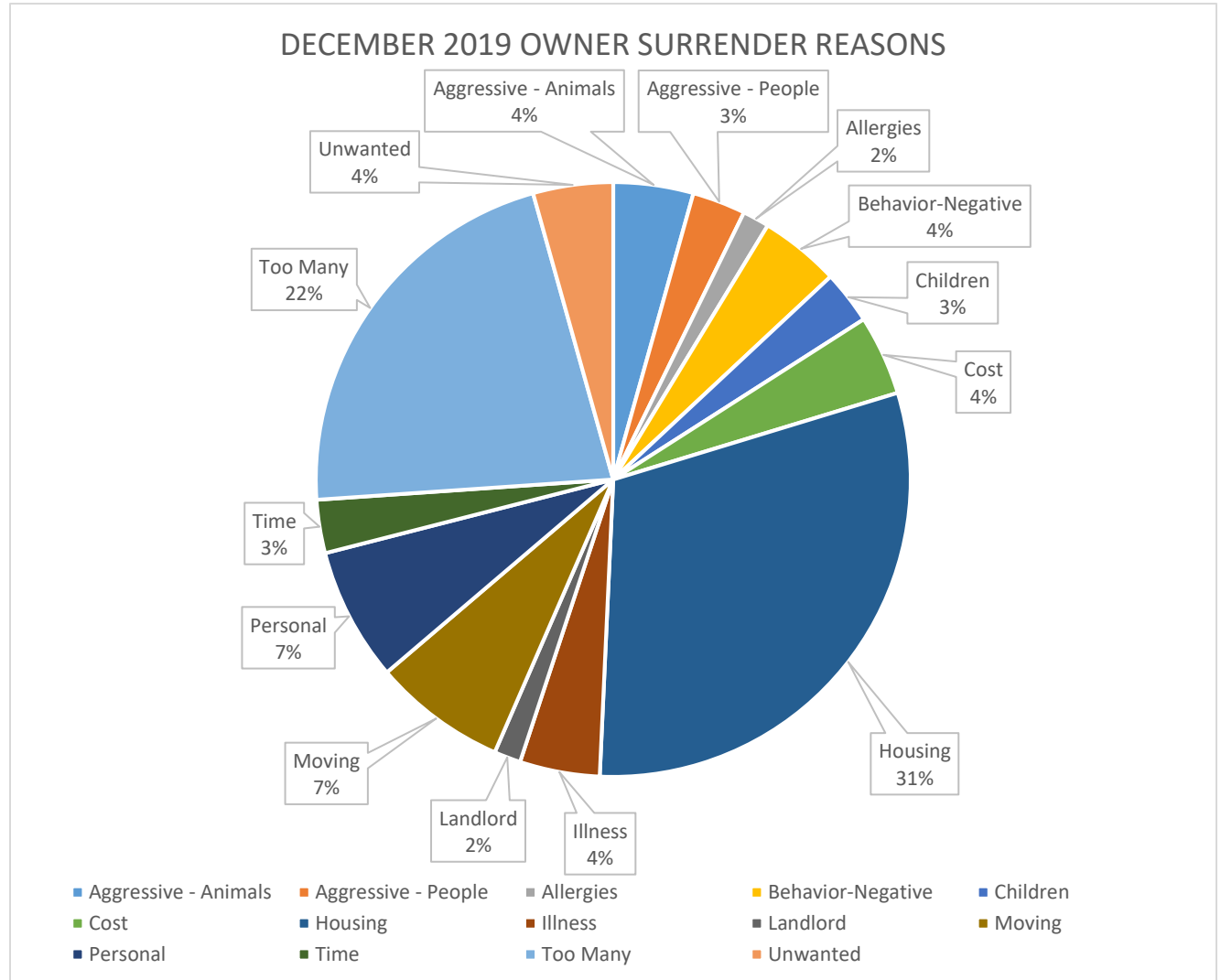
Adoptions.....	152
Bird.....	0
Cat.....	23
Chicken.....	0
Dog.....	91
Ferret.....	0
Kittens.....	19
Puppies.....	14
Other.....	5



DECEMBER 2019 MONTGOMERY COUNTY ANIMAL CARE AND CONTROL

OWNER SURRENDER STATISTICS

Owner Surrenders.....	62
Too Many Pets.....	14
Personal.....	5
No Time.....	2
Housing.....	20
Cost.....	3
Moving.....	5
Illness.....	3
Children.....	2
Aggressive – People.....	2
Aggressive – Animals.....	2
Landlord.....	0
House Soiling.....	0
Allergies.....	0
Unwanted.....	2
Behavior.....	2

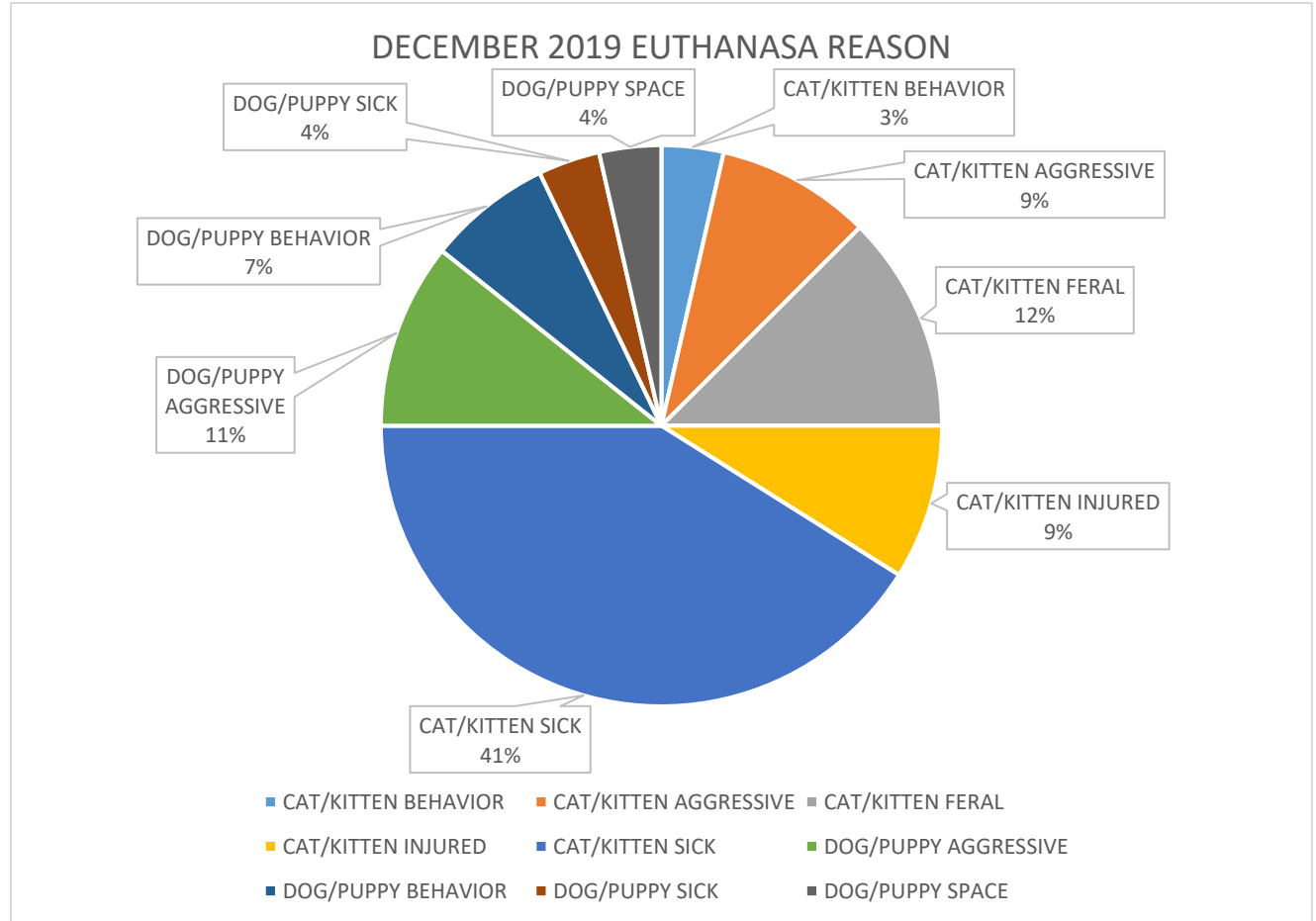


DECEMBER 2019 MONTGOMERY COUNTY ANIMAL CARE AND CONTROL

EUTHANASIA STATISTICS

Euthanasia..... 56

Cat/Kitten – Behavior.....	2
Cat/Kitten – Aggressive.....	5
Cat/Kitten – Feral.....	7
Cat/Kitten – Injured.....	5
Cat/Kitten– Sick.....	23
Dog/Puppy – Aggressive.....	6
Dog/Puppy – Behavior.....	6
Dog/puppy – Sick.....	2
Dog/Puppy – Space.....	2
Dog/Puppy – Feral.....	0

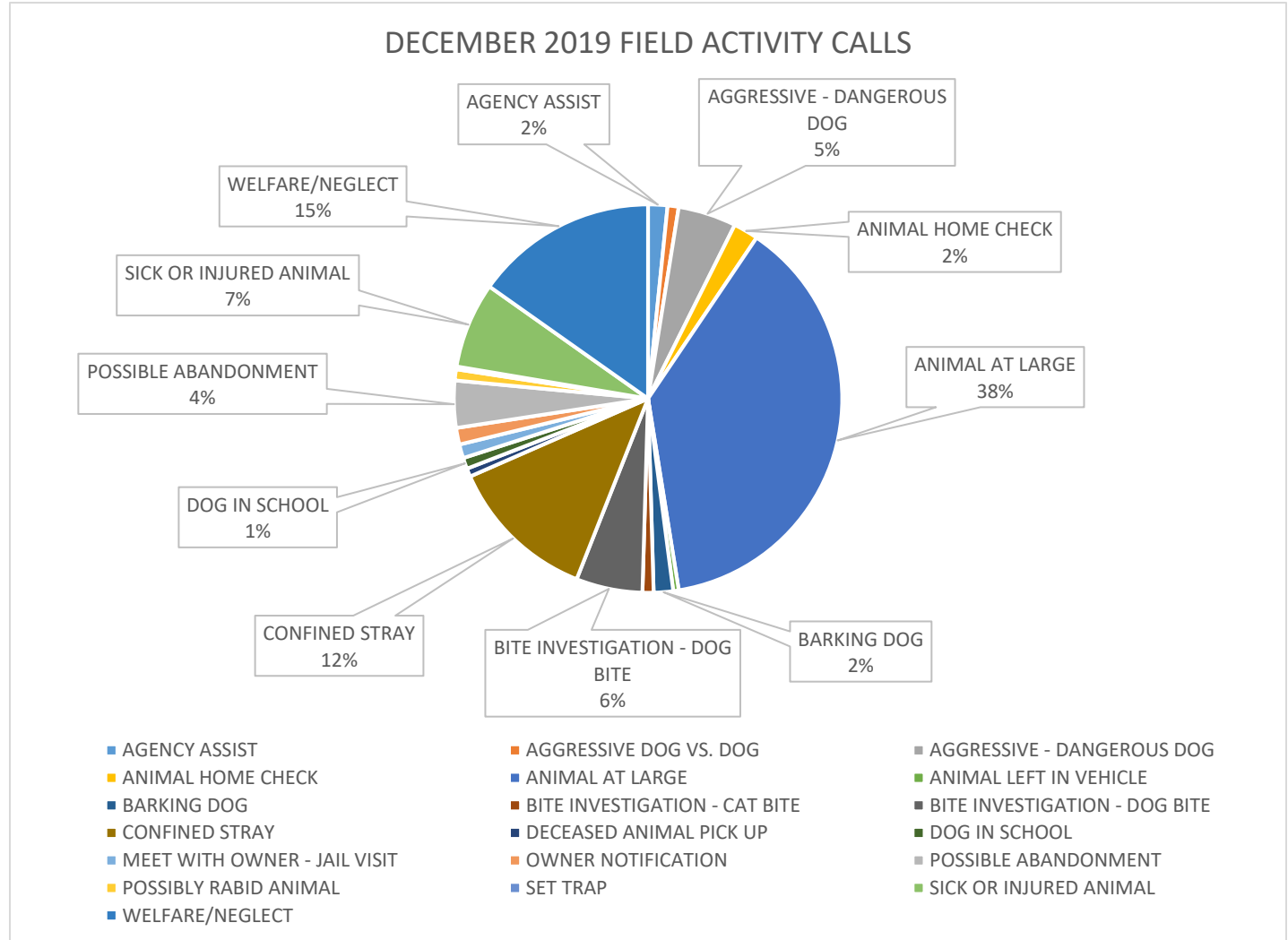


DECEMBER 2019 MONTGOMERY COUNTY ANIMAL CARE AND CONTROL

OFFICER ACTIVITY STATISTICS

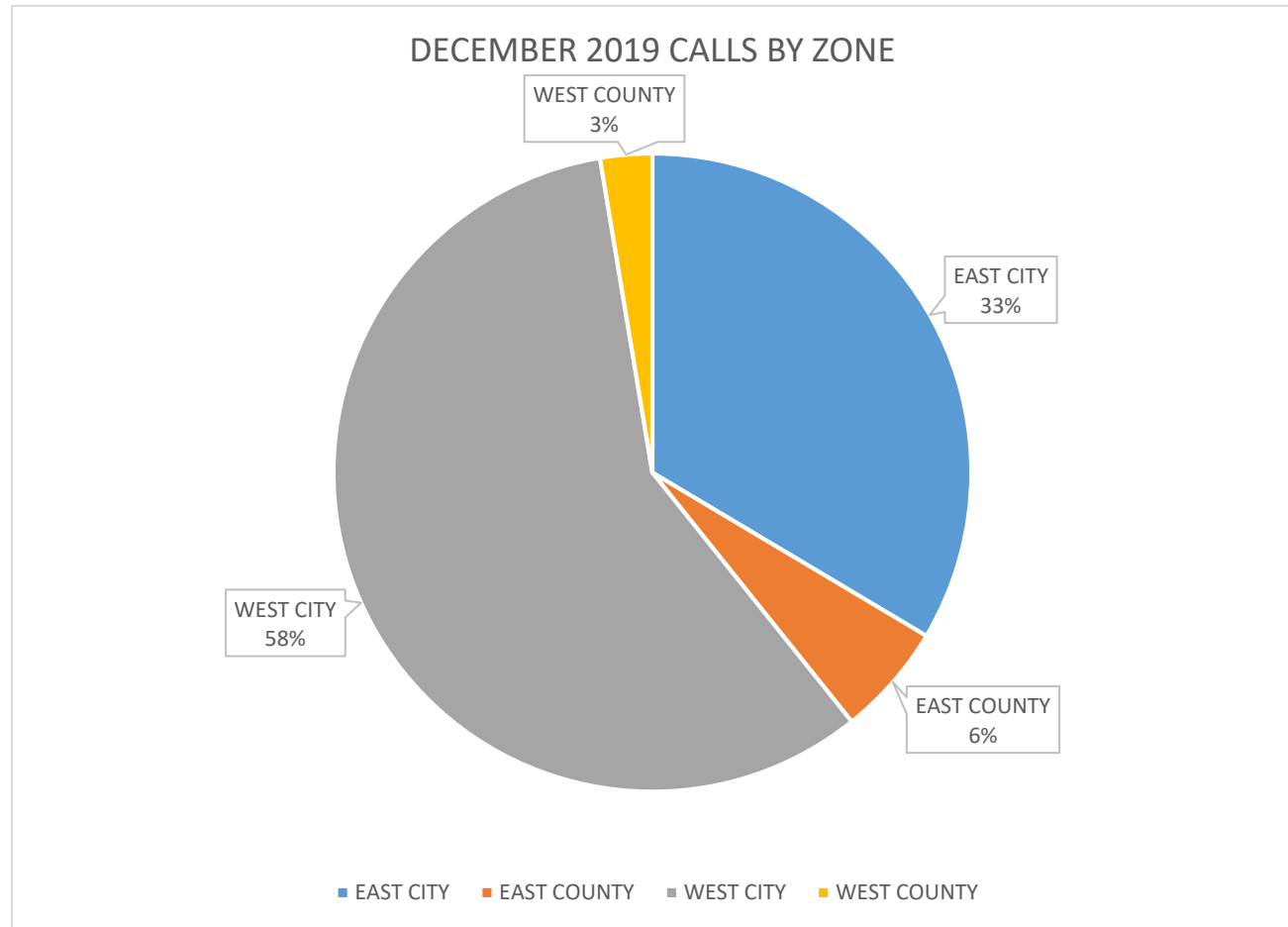
Activity Calls.....434

Agency Assist.....	7
Aggressive Dog vs. Dog.....	4
Aggressive/Dangerous Dog.....	21
Animal At Large.....	165
Animal Home Check.....	9
Animals Left in Vehicle.....	2
Barking Dog.....	7
Bite Investigation.....	28
Confined Stray.....	54
Deceased Animal Pickup....	3
Dog in School.....	4
Possible Abandonment.....	17
Possibly Rabid Animal.....	4
Meet with Owner – Jail Visit	5
Owner Notification.....	6
Set Trap.....	1
Sick or Injured.....	31
Welfare/Neglect.....	66
Vet Transport.....	0



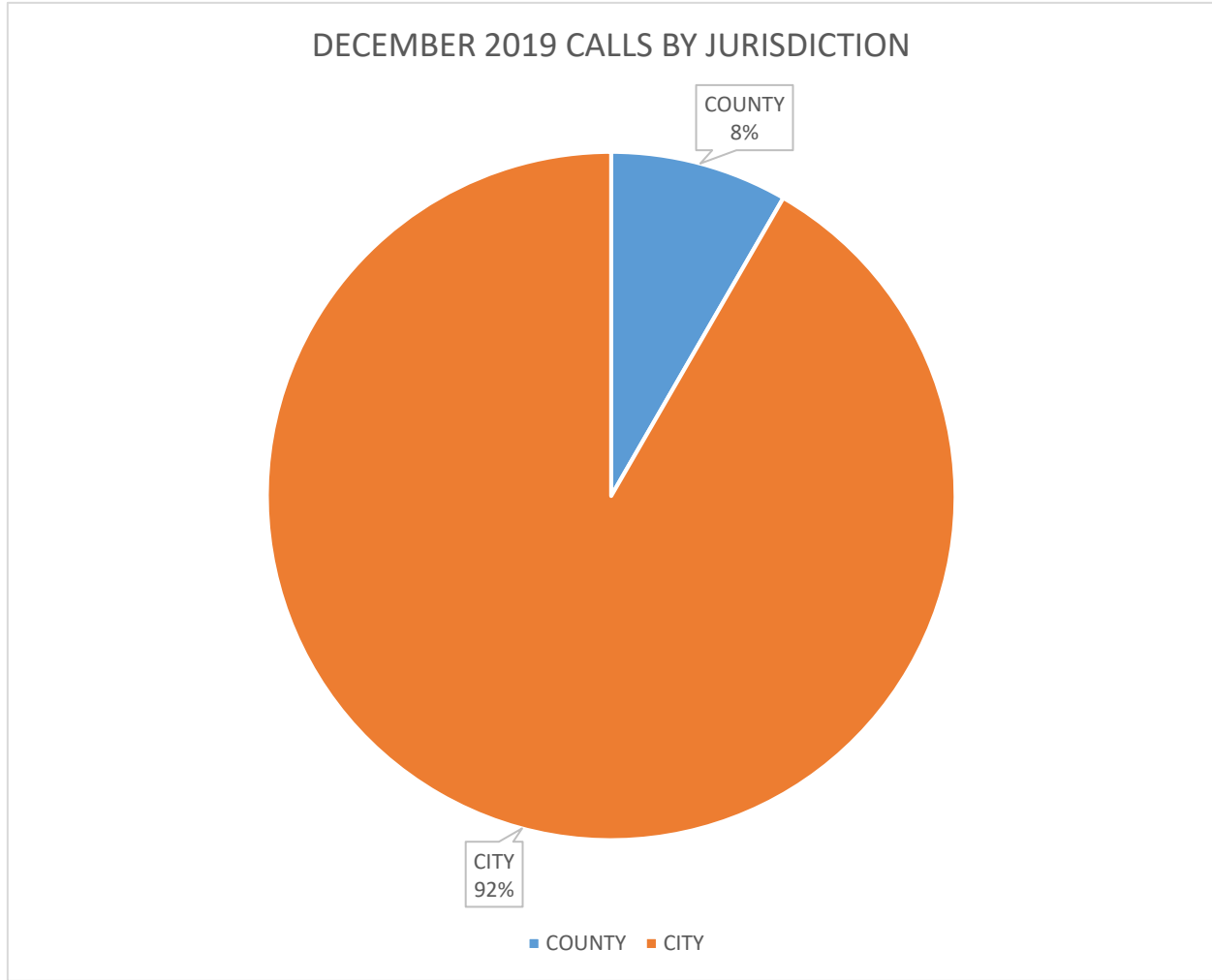
DECEMBER 2019 MONTGOMERY COUNTY ANIMAL CARE AND CONTROL
OFFICER ACTIVITY STATISTICS (Calls by Zones)

Jurisdiction Calls.....	434
East - City.....	153
East - County.....	26
West - City.....	265
West - County.....	12



DECEMBER 2019 MONTGOMERY COUNTY ANIMAL CARE AND CONTROL
OFFICER ACTIVITY STATISTICS (Calls by Jurisdiction)

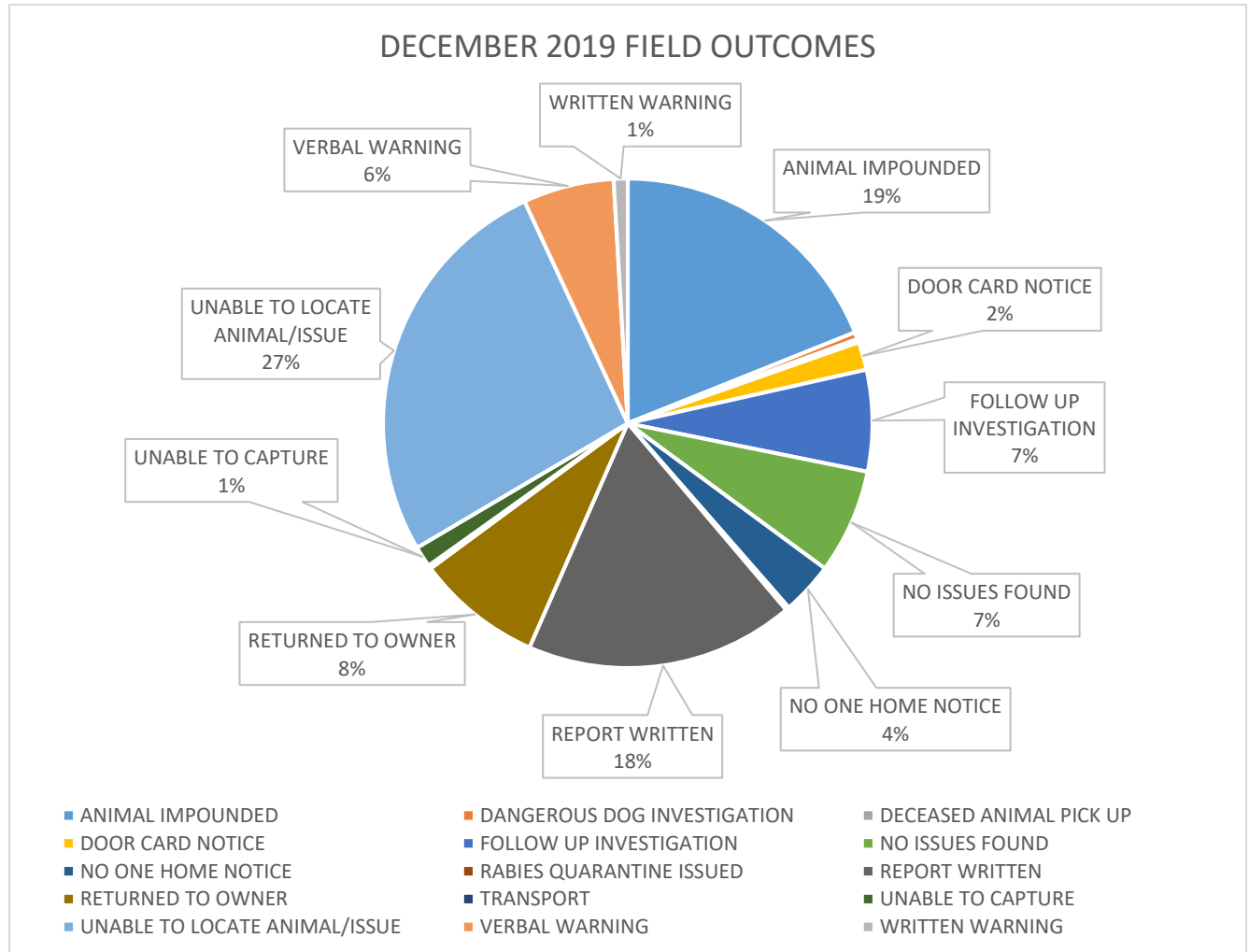
Jurisdiction City/County....	434
Clarksville City.....	418
County.....	38



DECEMBER 2019 MONTGOMERY COUNTY ANIMAL CARE AND CONTROL

SHELTER NOTES

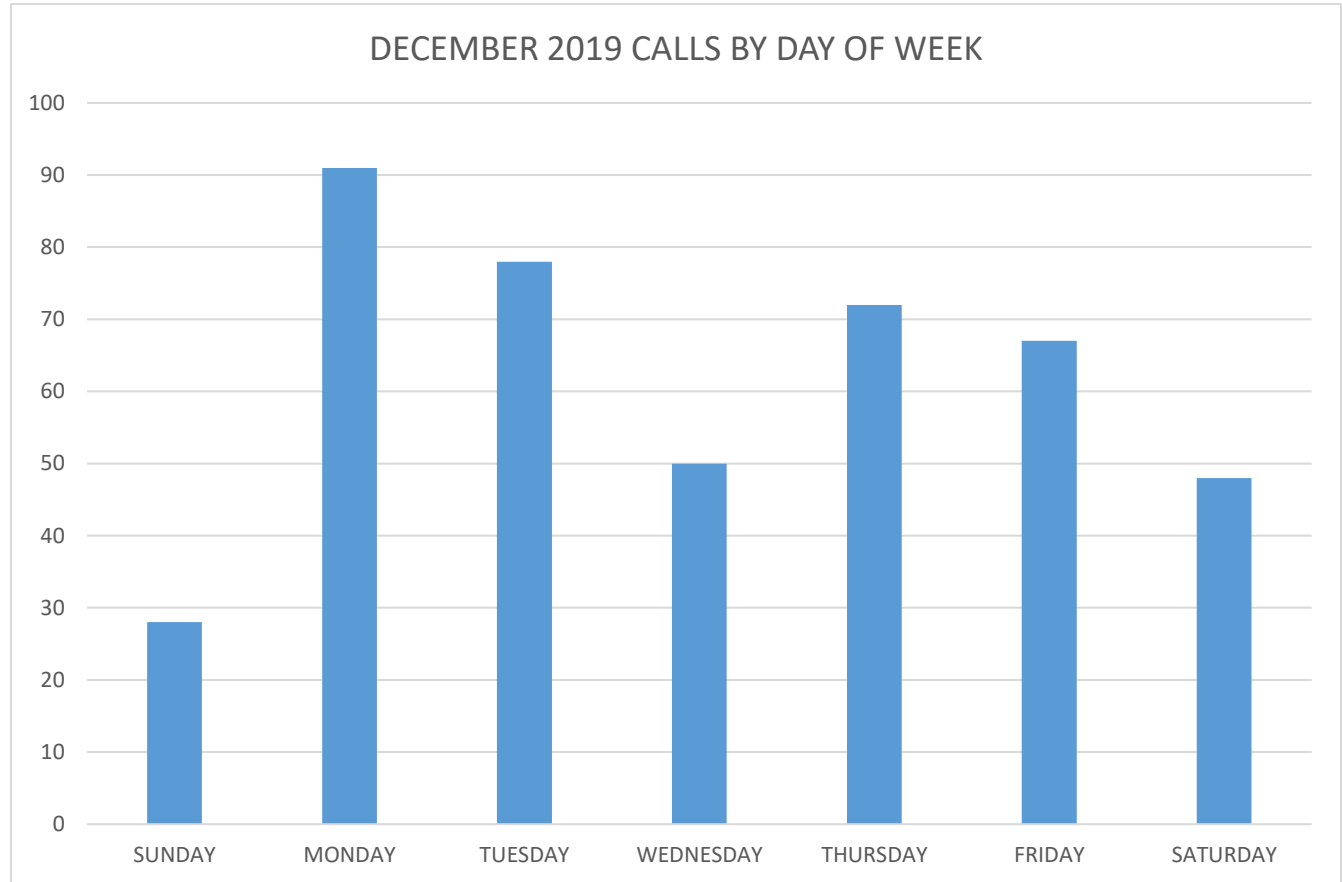
Officer Field Activity.....	434
Animal Impounded.....	82
Dangerous Dog Investigation.....	2
Deceased Animal Pickup.....	1
Follow Up Investigation.....	29
No Issues Found.....	30
No One Home Notice.....	15
Rabies Quarantine Issued.....	1
Report Written.....	77
Returned to Owner.....	36
Set Trap.....	0
Unable to Capture.....	6
Unable to Locate Animal/Issue..	115
Verbal Warning.....	26
Written Warning.....	4
Transport.....	2



DECEMBER 2019 MONTGOMERY COUNTY ANIMAL CARE AND CONTROL

SHELTER NOTES

Calls by Day of Week.....	434
Monday.....	91
Tuesday.....	78
Wednesday.....	50
Thursday.....	72
Friday.....	67
Saturday.....	48
Sunday.....	28

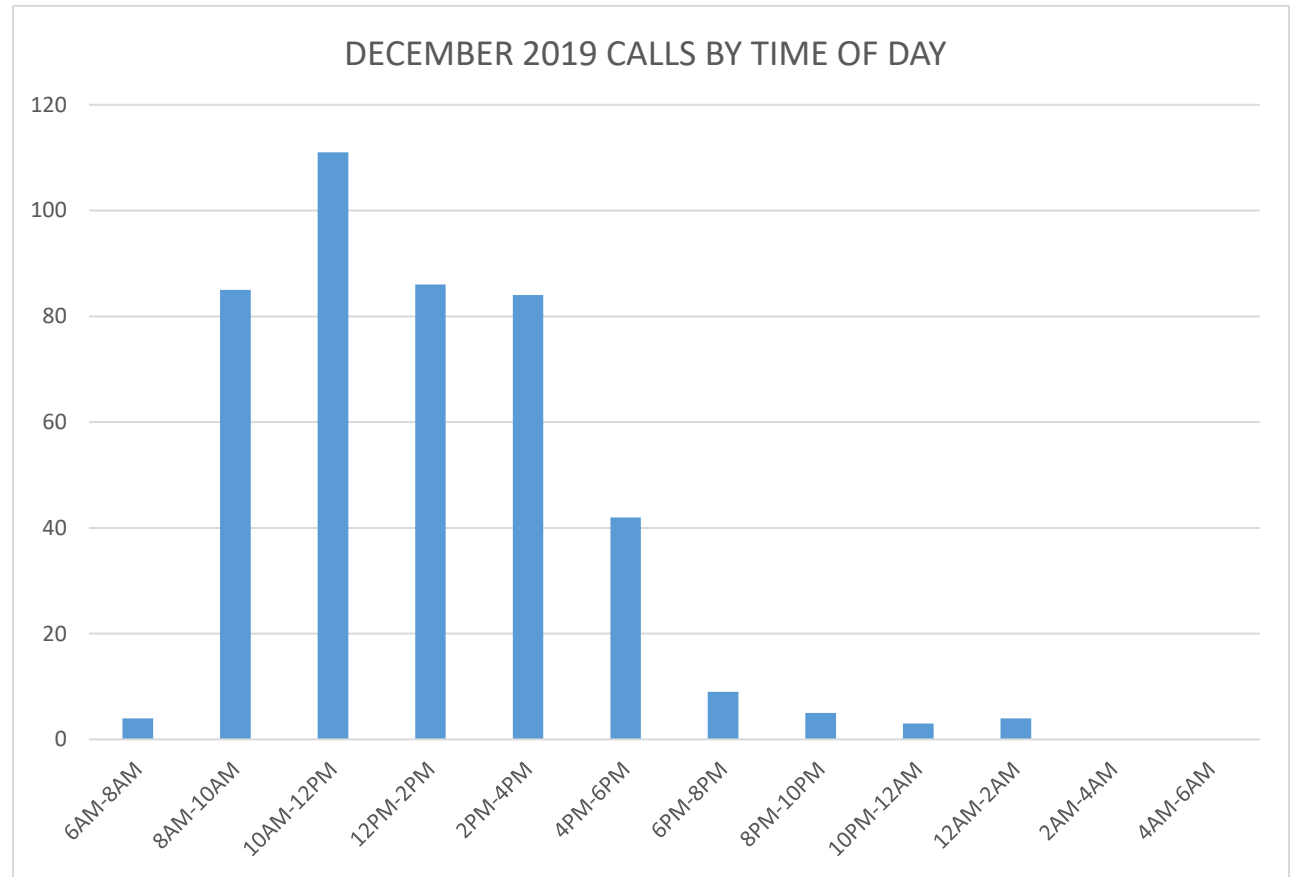


DECEMBER 2019 MONTGOMERY COUNTY ANIMAL CARE AND CONTROL

SHELTER NOTES

Calls by Time of Day..... 434

6AM TO 8AM.....	4
8AM TO 10AM.....	85
10AM TO 12PM.....	111
12PM TO 2PM.....	86
2PM TO 4PM.....	84
4PM TO 6PM.....	42
6PM TO 8PM.....	9
8PM TO 10PM.....	5
10PM TO 12AM.....	3
12AM TO 2AM.....	4
2AM TO 4AM.....	0
4AM TO 6AM.....	0

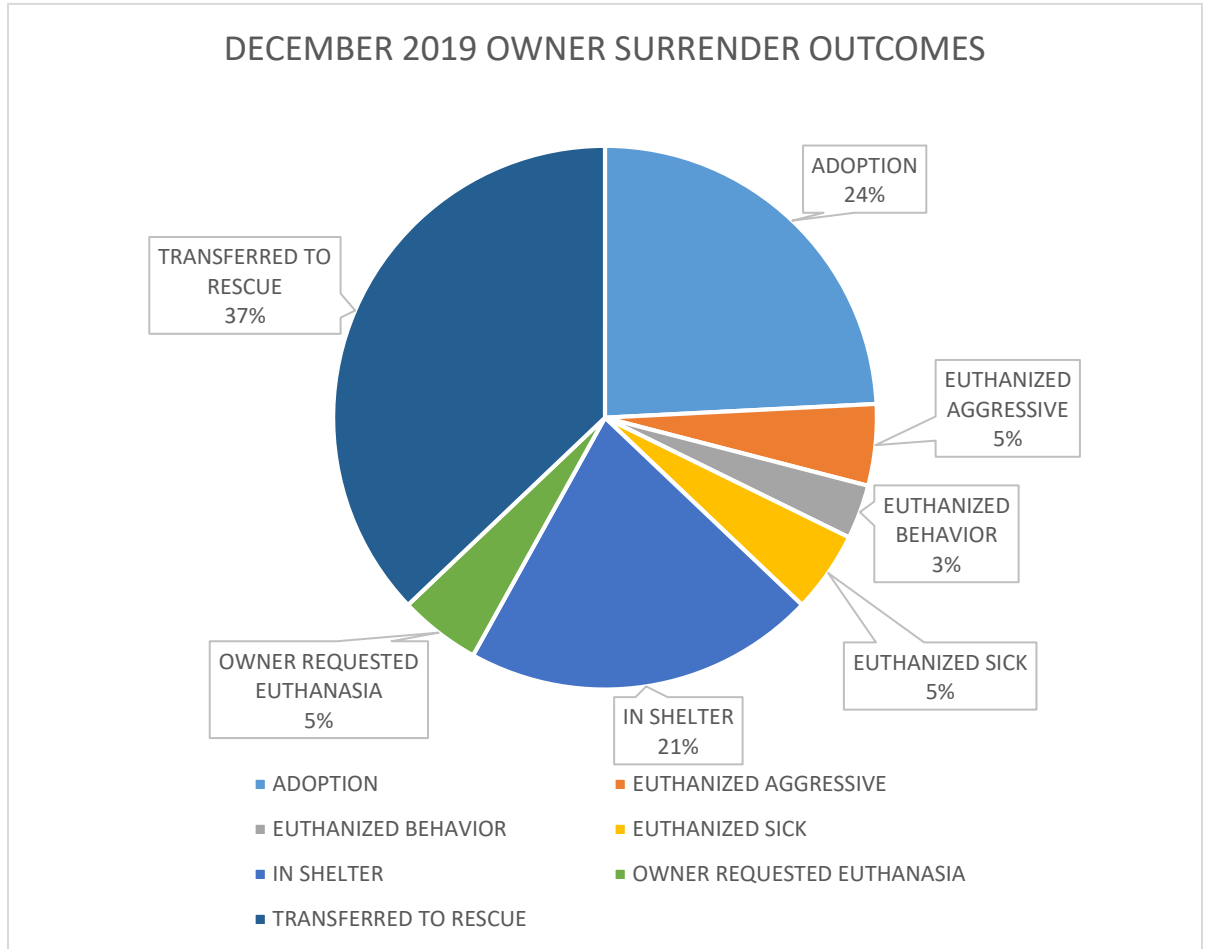


DECEMBER 2019 MONTGOMERY COUNTY ANIMAL CARE AND CONTROL

SHELTER NOTES

Beginning September 1st, 2018 our new Owner Surrender Policy was instituted at Montgomery County Animal Care and Control. The below figures will represent the number of pets that were owner surrendered and their subsequent outcome after being surrendered to the shelter. This number does not represent the number of pets that are diverted from entering the shelter.

Owner Surrenders.....	62
Adopted.....	15
Transferred/Rehomed.....	23
Remain in Shelter.....	13
Foster.....	0
Euthanasia – Owner Requested...	3
Euthanasia – Aggressive.....	3
Euthanasia – Sick/Injured.....	3
Euthanasia – Behavior.....	2
Reclaimed.....	0

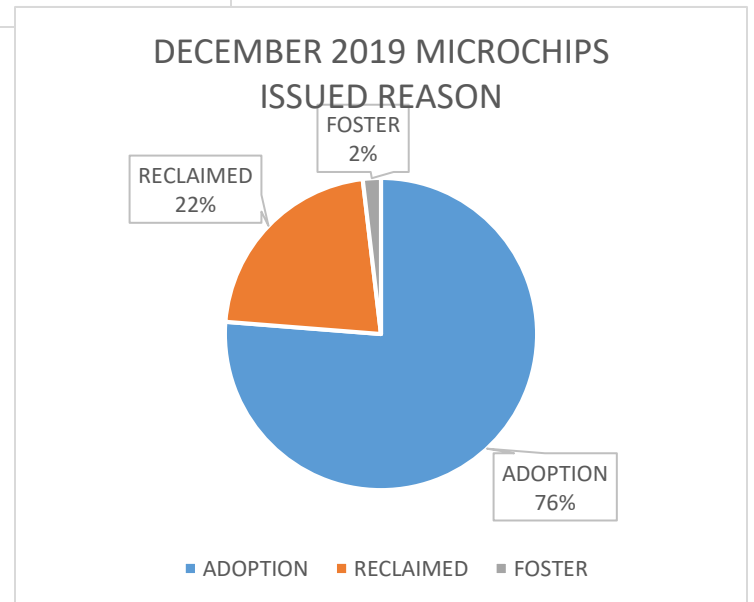
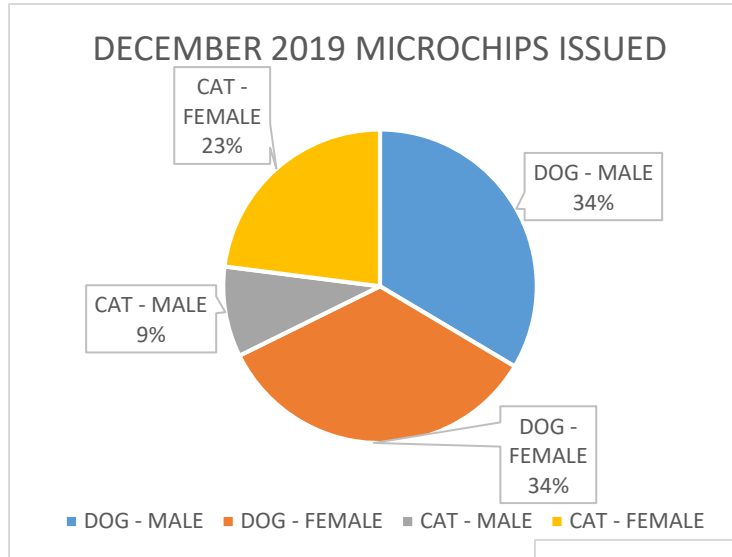


DECEMBER 2019 MONTGOMERY COUNTY ANIMAL CARE AND CONTROL

SHELTER NOTES

Beginning on September 1st, 2018, Montgomery County Animal Care and Control instituted a new policy requiring all dogs and cats that are adopted or reclaimed at our facility must be implanted with a microchip tracking device.

Microchips Issued.....	150
Dogs - Female.....	55
Dogs - Male.....	54
Cats - Female.....	15
Cats - Male.....	6
Reclaims.....	35
Adoption.....	122
Foster.....	3



DECEMBER 2019 MONTGOMERY COUNTY ANIMAL CARE AND CONTROL

SHELTER NOTES

Beginning September 1st, 2018 we will be instituting the new Owner Surrender Policy and mandatory microchipping through the shelter. The figures below represent a running total from January 1st, 2018 to July 31st 2018. We will be running a month to month comparison to the 2017 figures at the conclusion of this calendar year.

	Jan.	Feb.	Mar.	Apr.	May	Jun.	Jul.	Aug.	Sept.	Oct.	Nov.	Dec.	Total 2018	Trend
Owner Surrenders	59	67	80	102	101	111	92	94	39	40	46	27	858	
Stray Dogs/Puppy's	117	126	126	140	150	131	121	131	129	158	154	156	1,639	
Stray Cats/Kittens	60	70	73	89	156	157	166	138	115	166	102	62	1,354	
Call for Service	464	419	469	505	494	394	357	423	383	427	469	412	5,216	
Euthanasia Dog	25	57	29	27	43	43	33	36	33	33	22	35	416	
Euthanasia Cat	18	31	23	16	81	95	121	117	74	76	41	25	718	
Microchips Issued	N/A	N/A	N/A	N/A	N/A	N/A	N/A	N/A	117	177	132	128	554	

LIVE RELEASE RATE 2018

TOTAL RATE	82%	77%	84%	85%	65%	80%	56%	67%	69%	71%	77%	81%	74%	
DOGS	86%	80%	86%	87%	80%	85%	79%	80%	75%	84%	84%	81%	82%	
CATS	74%	73%	76%	82%	41%	52%	41%	56%	62%	57%	69%	82%	64%	
Owner Surrenders	48	60	47	83	78	38	34	55	58	41	46	62	558	541
Stray Dogs/Puppy's	130	135	178	144	149	154	184	184	136	170	153	153	1,550	1,524
Stray Cats/Kittens	69	41	42	67	189	229	191	191	152	153	111	66	1,158	1,191
Call for Service	475	376	504	426	441	438	444	438	388	468	468	434	4,468	4,400
Euthanasia Dog	23	42	27	18	31	28	21	54	29	27	33	16	299	308
Euthanasia Cat	6	8	26	21	18	102	23	81	76	75	44	42	423	415
Microchips Issued	109	105	131	128	118	153	236	162	124	182	144	150	1,221	1,168
LIVE RELEASE RATE	89%	82%	83%	87%	85%	67%	91%	70%	74%	79%	80%	86%	81%	
DOGS	74%	79%	89%	92%	85%	87%	91%	81%	87%	88%	85%	92%	86%	
CATS	92%	90%	63%	75%	85%	49%	90%	51%	55%	70%	73%	77%	73%	

