



Montgomery County Animal Care and Control

2018

4th Quarter Report

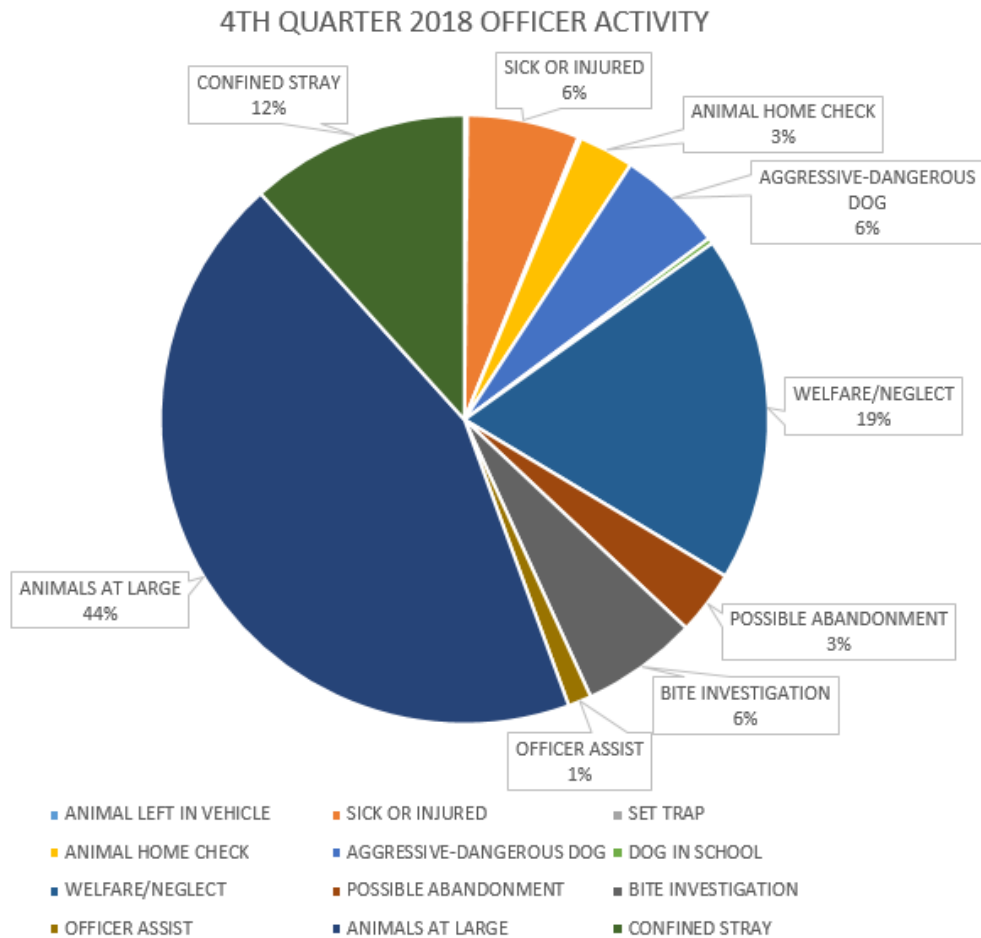
Field and Shelter Activity

FIELD SERVICES

Montgomery County Animal Care and Control provided active and on call animal control service for all areas of Montgomery County and the City of Clarksville for the fourth quarter of 2018.

Officer Activity

For the Fourth quarter of 2018, Animal Control Officers handled 1,292 calls for service. Nearly half of all calls, (44%) were for a stray domestic animal, normally a dog running at large. Investigations for Welfare/Neglect, Bites, Confined Stray's, Aggressive/Dangerous Dog made up for (37%) of all calls.

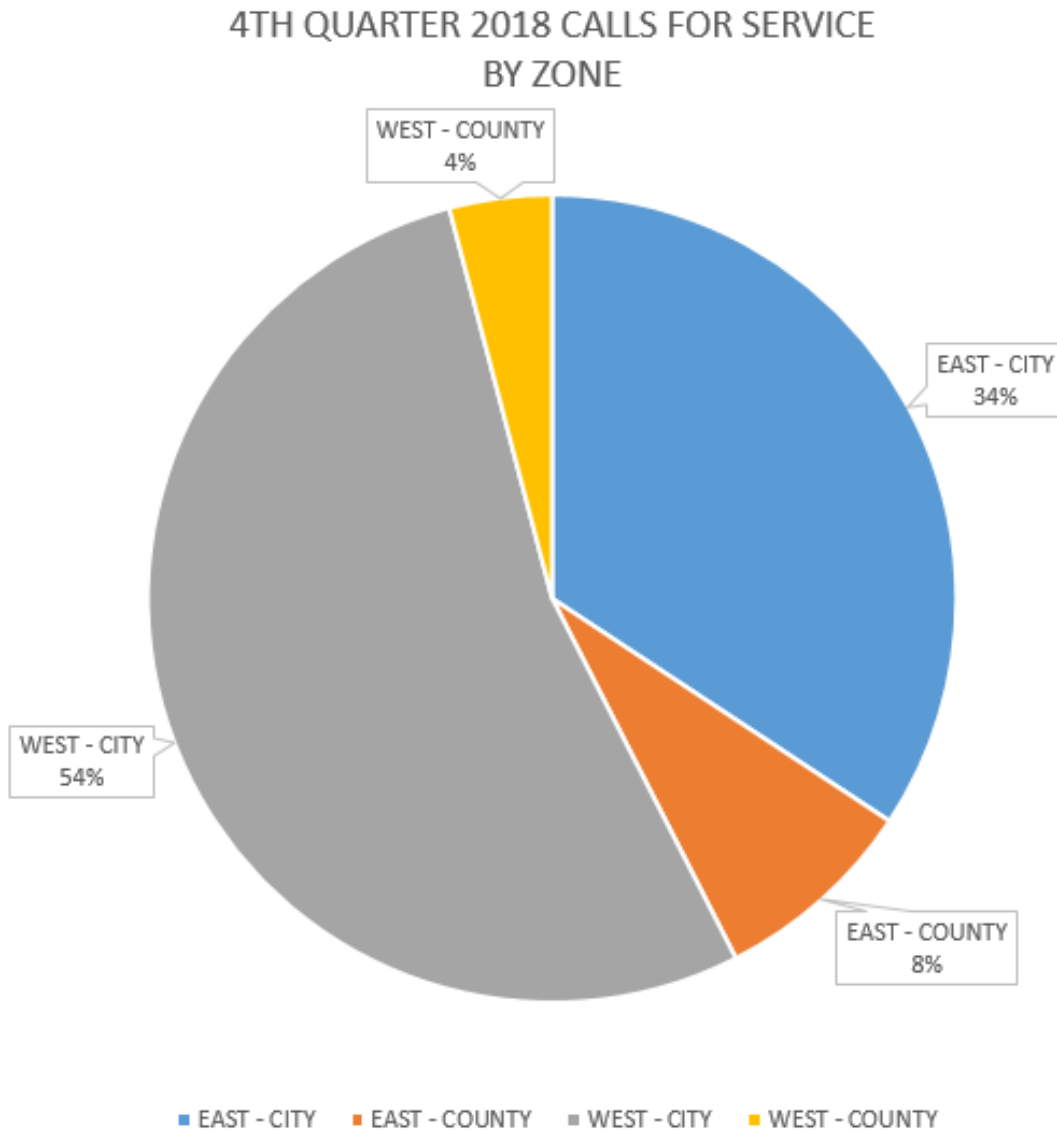


TYPE OF CALL

TYPE OF CALL	1 ST . Quarter	2 ND Quarter	3 RD Quarter	4 TH Quarter
Aggressive/Dangerous Dog	71	74	58	73
Animal Home Check	18	17	17	38
Animal Left in Vehicle	9	8	6	2
Animals At Large	600	555	468	567
Bite Investigations	91	112	91	80
Confined Stray	133	182	128	151
Officer Assist	9	16	16	16
Possible Abandonment	39	48	38	44
Sick or Injured Animal	61	85	90	77
Welfare/Neglect	303	283	233	238
Other	11	3	8	2
Total	1,345	1,383	1,153	1,292

FIELD SERVICE CALLS BY ZONES

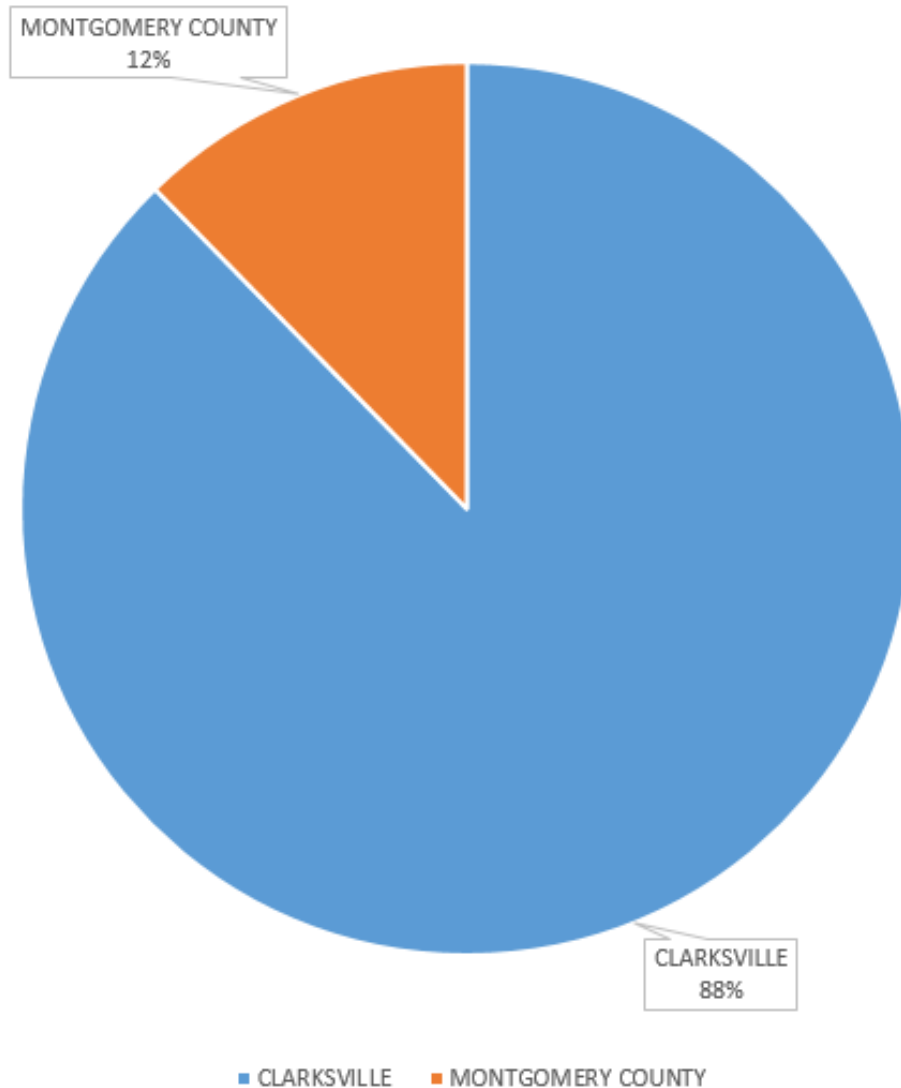
Animal Control Officers responded to 1,292 calls for service in Montgomery County with a majority of the calls, (54%) being in the West portion of Montgomery County/City of Clarksville.



FIELD SERVICE CALLS BY JURISDICTION

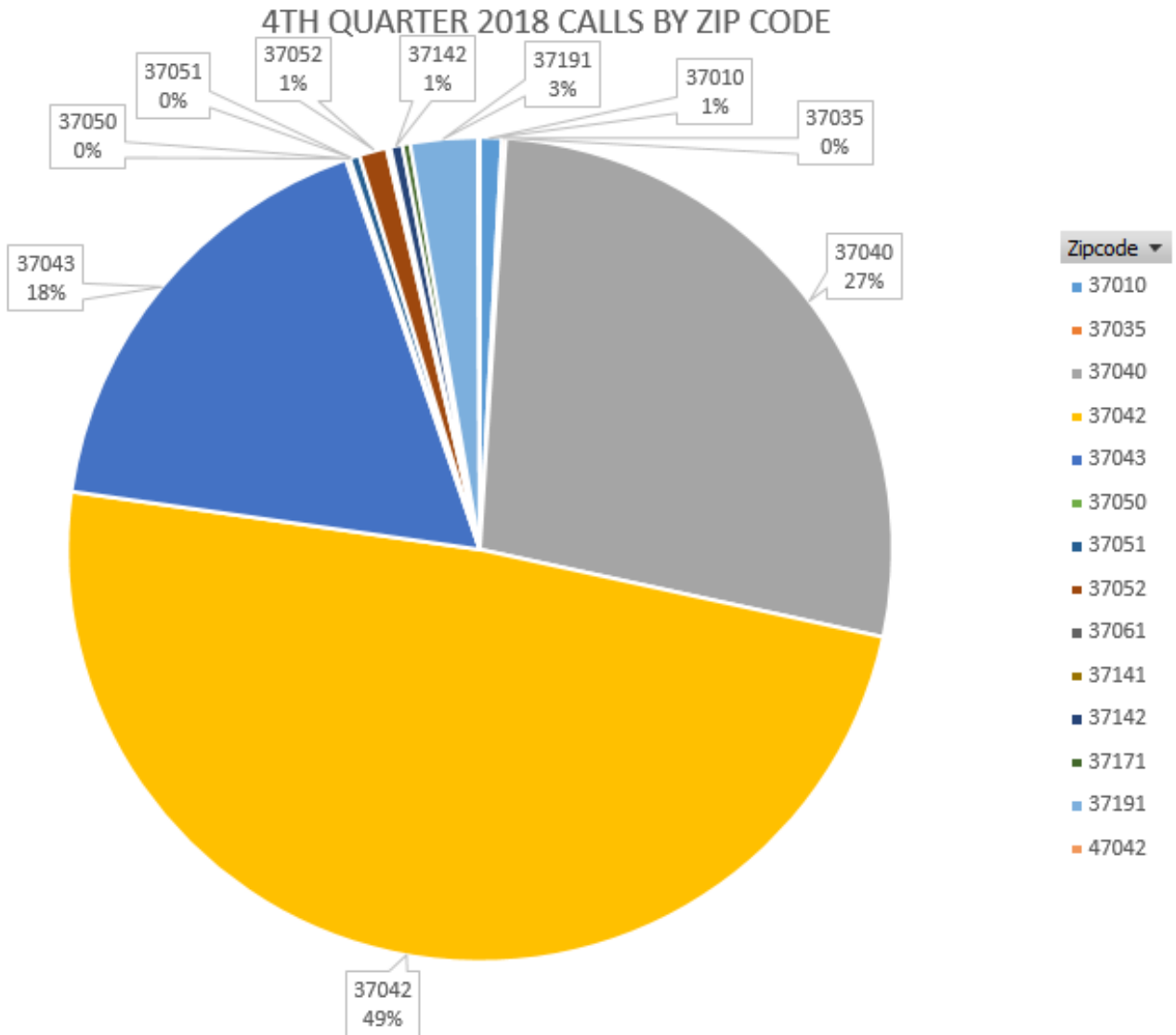
Calls for service that were responded to in Montgomery County were dispersed into the following two Jurisdictions, which covers the Montgomery County outside of the Clarksville City Limits and all unincorporated areas of the County, and within the city limits of Clarksville. (88%) of all calls for the 4TH quarter of 2018 occurred within the city of Clarksville and (12%) of calls for the 4TH Quarter of 2018 occurred in the unincorporated areas of Montgomery County.

4TH QUARTER 2018 CALLS BY JURISDICTION



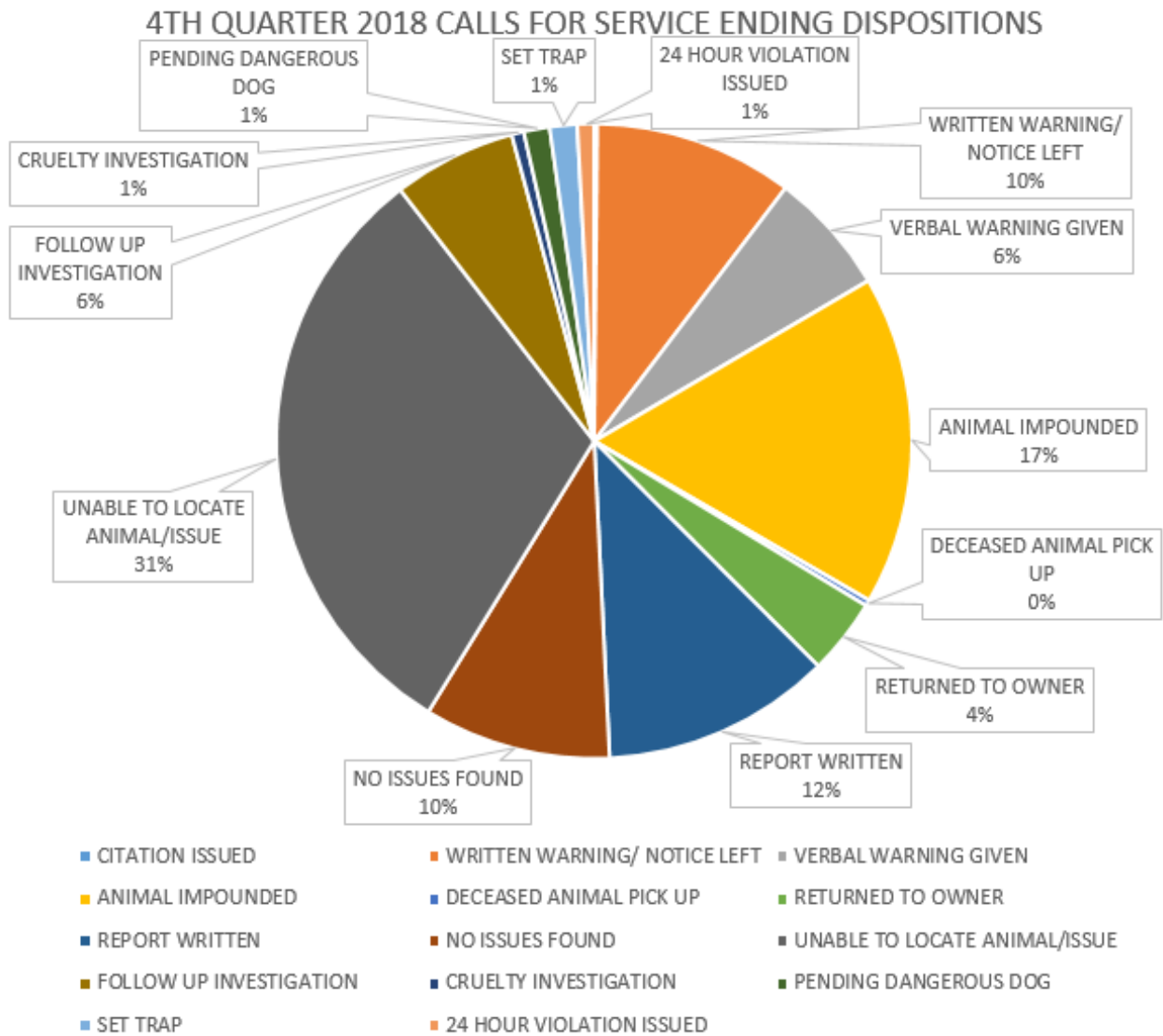
FIELD SERVICE CALLS BY ZIP CODE

Calls for service that were responded to in Montgomery County were dispersed into the following thirteen (13), which covers the Montgomery County outside of the Clarksville City Limits and all unincorporated areas of the County, and within the city limits of Clarksville. (49%) of all calls for the 4th Quarter of 2018 occurred within the 37042 Zip Code, which compromises the North Central portion of Montgomery County north of the Cumberland River, while (27%) of calls occurred in Zip Code area 37040, which compromises the Northeast and South Central portion of the County



OFFICER FIELD ACTIVITY RESULTS

Officers responded to 1,292 calls for service. In response to calls for services officer complete various forms of outcomes to close out and complete these calls ranging from warnings to written reports on the incidents.



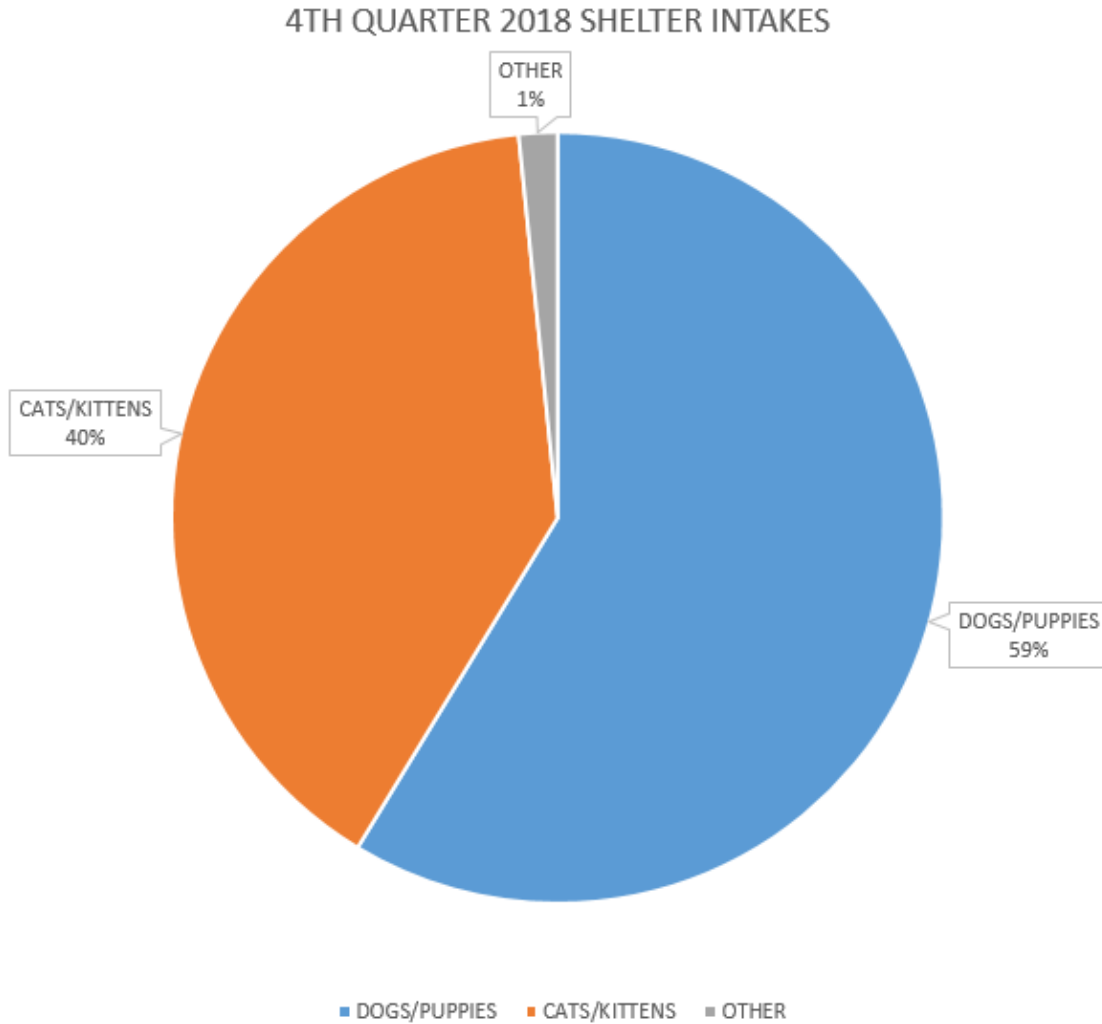
SHELTER AND ADOPTION SERVICES

Kennel Visitors

The shelter saw over 5,090 people visited the shelter in the 4TH Quarter of 2018. Most of the visitors indicated they were looking to adopt a pet or trying to locate a lost pet.

Animals Impounded

In the 4TH quarter of 2018, 992 animals were impounded. Of the animals impounded, 40% were cats/kittens, 59% were dogs/puppies.

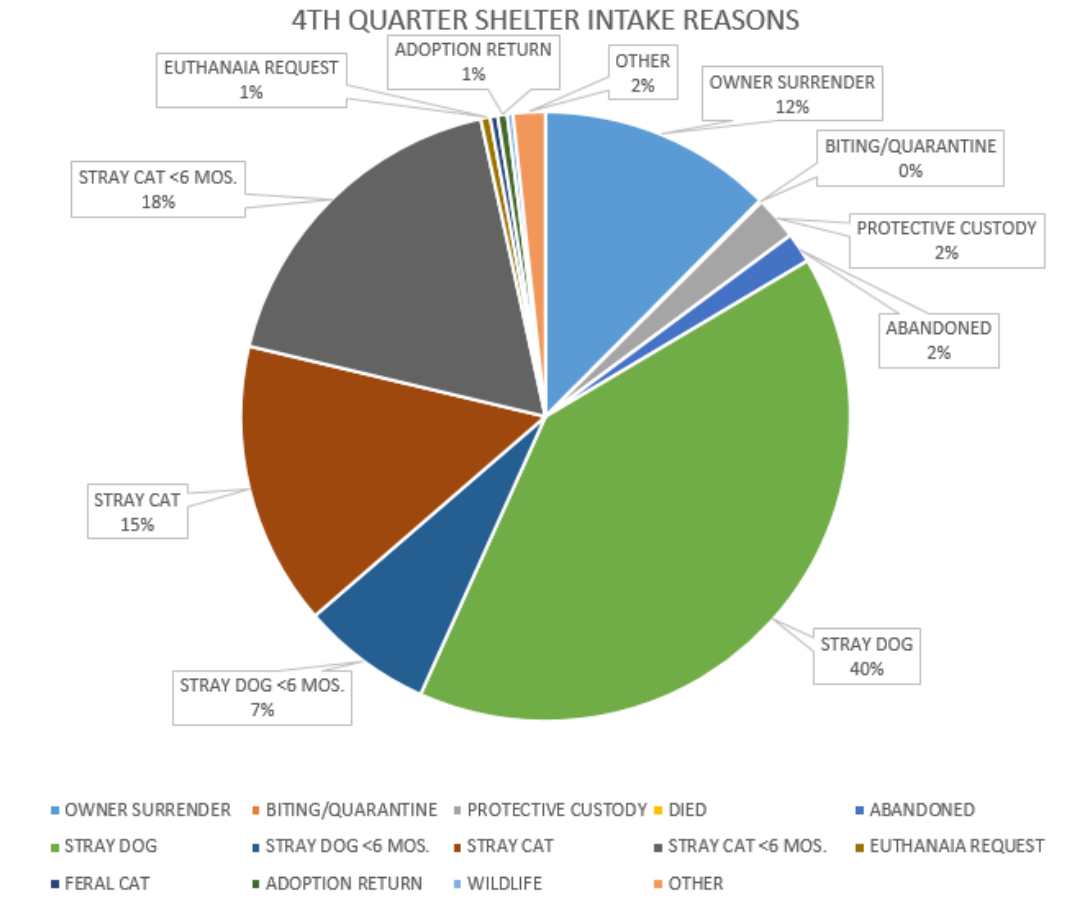


Types of Animals Impounded	1 st Quarter	2 nd Quarter	3 rd Quarter	4 th Quarter
Dog/Puppies	529	648	659	582
Cat/Kittens	252	630	529	394
Other	2	18	11	16
Total	783	1,296	1,086	992

SHELTER INTAKE REASONS

The shelter took in 996 animals in the 4TH Quarter of 2018. A majority of those intakes, (80%) were stray animals either picked up in the field or brought in over the counter. (12%) were owner surrendered pets and the remaining (8%) consisted of Adoption Returns, Feral Animals, Euthanasia Requests, Bite Quarantines, Protective Custody, and Abandoned Animals.

NOTE: Owner Surrenders dropped by 43% over 3rd quarter 2018

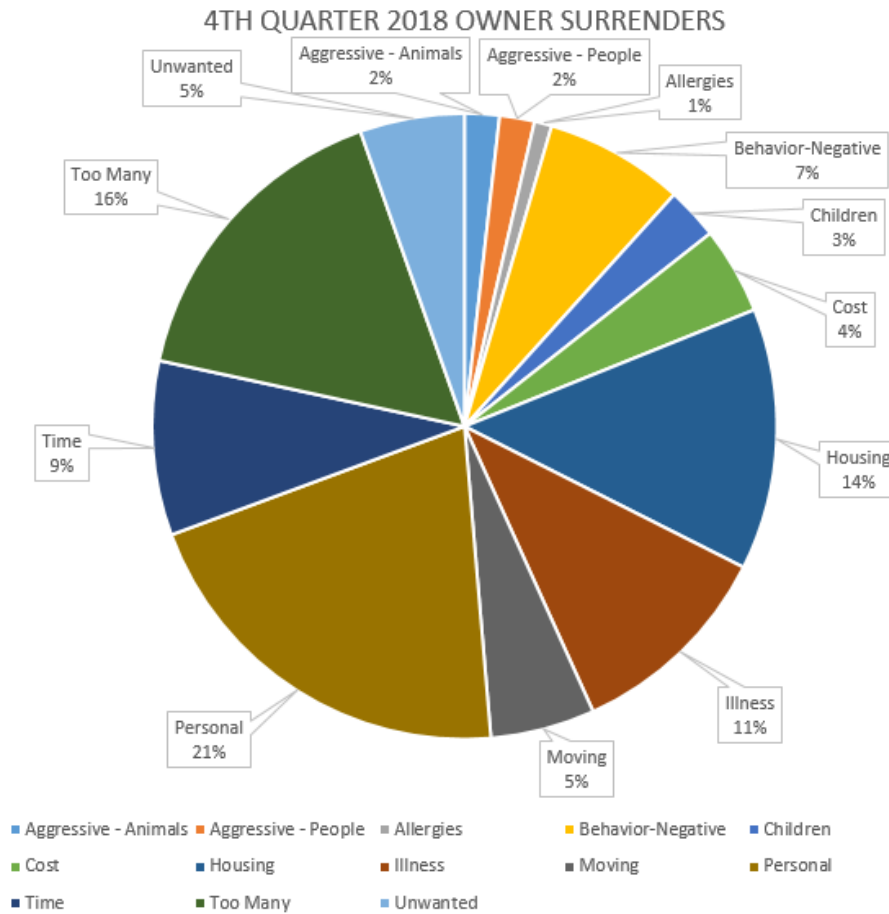


ENTRY REASON	1 ST QUARTER	2 ND QUARTER	3 RD QUARTER	4 TH QUARTER
Owner Surrender	204	315	225	124
Biting/Quarantine	5	2	5	1
Protective Custody	10	24	13	23
Died	1	0	0	0
Abandoned	10	10	18	16
Stray Animal	601	861	790	798
Euthanasia Request	12	21	18	5
Feral Cat	3	16	8	4
Adoption Return	15	19	0	5
Wildlife	1	2	4	3
Other	5	25	0	17
Total	867	1,295	1,086	996

Owner Surrenders

Beginning in April of 2018, we began to track the reason for owner surrenders in Montgomery County. There were 111 Owner surrenders in the 4TH quarter, of which 62 were dogs and 62 were cats. Of those Owner Surrenders, the most prevalent reason to Owner Surrender was 1. Personal – 21%, followed by 2. Too Many – 16% and Housing – 14%. Time, Owner Illness, and Behavior were other primary reasons 27%

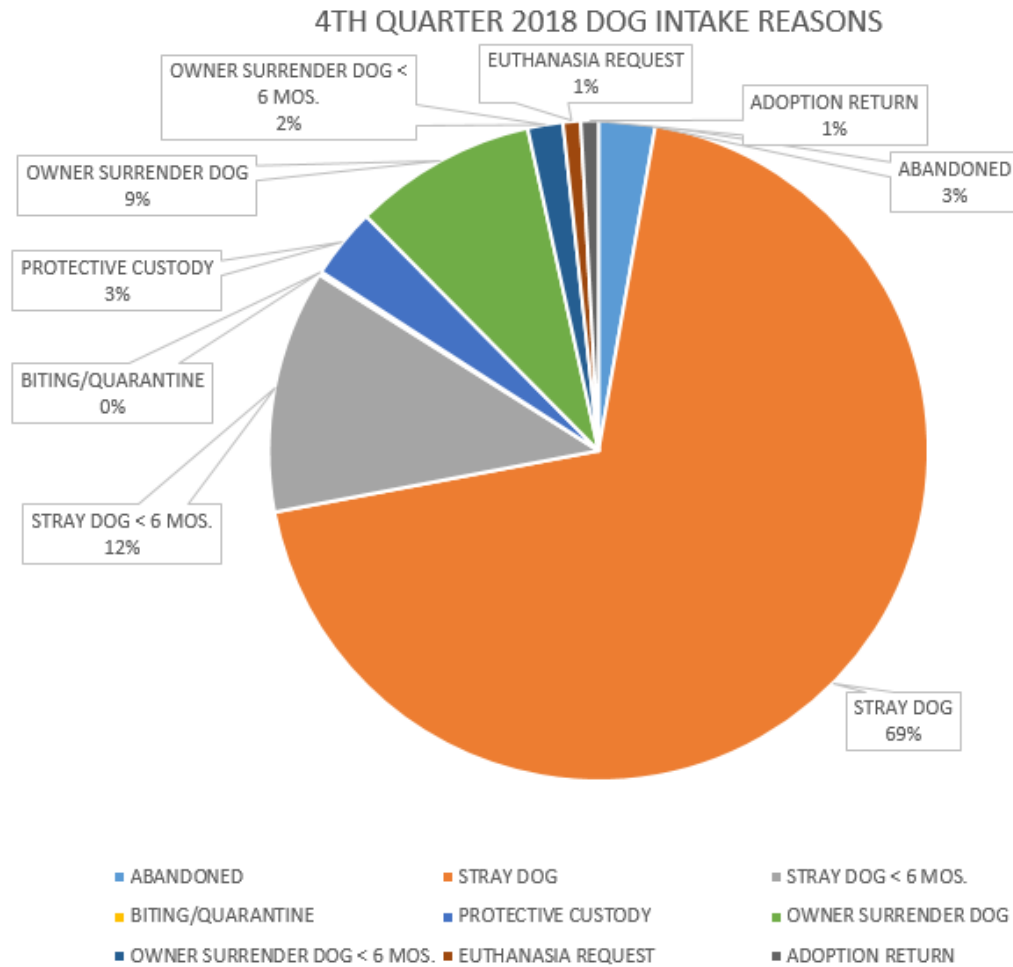
NOTE: We have seen a 65% decrease in owner surrenders from the 2nd quarter 2018.



Owner Surrenders	1 st Quarter	2 nd Quarter	3 rd Quarter	4 th Quarter
Aggressive	No Data	22	12	16
Allergies	No Data	3	1	1
Children	No Data	4	4	3
Cost	No Data	35	15	5
House Soiling	No Data	4	0	0
Housing	No Data	40	13	15
Illness	No Data	24	25	12
Landlord	No Data	4	2	0
Moving	No Data	43	33	6
Personal	No Data	41	21	23
Time	No Data	18	7	10
Too Many	No Data	79	66	18
Unwanted	No Data	0	9	6
Total		317	209	111

Dogs

There were 579 dogs impounded in the 4TH quarter of 2018. 81% were strays, 11% were owner released (60% Decrease over 2nd quarter), 8% were for other reasons (Quarantine, Protective Care, Confiscated), and 1% were impounded for owner requested euthanasia

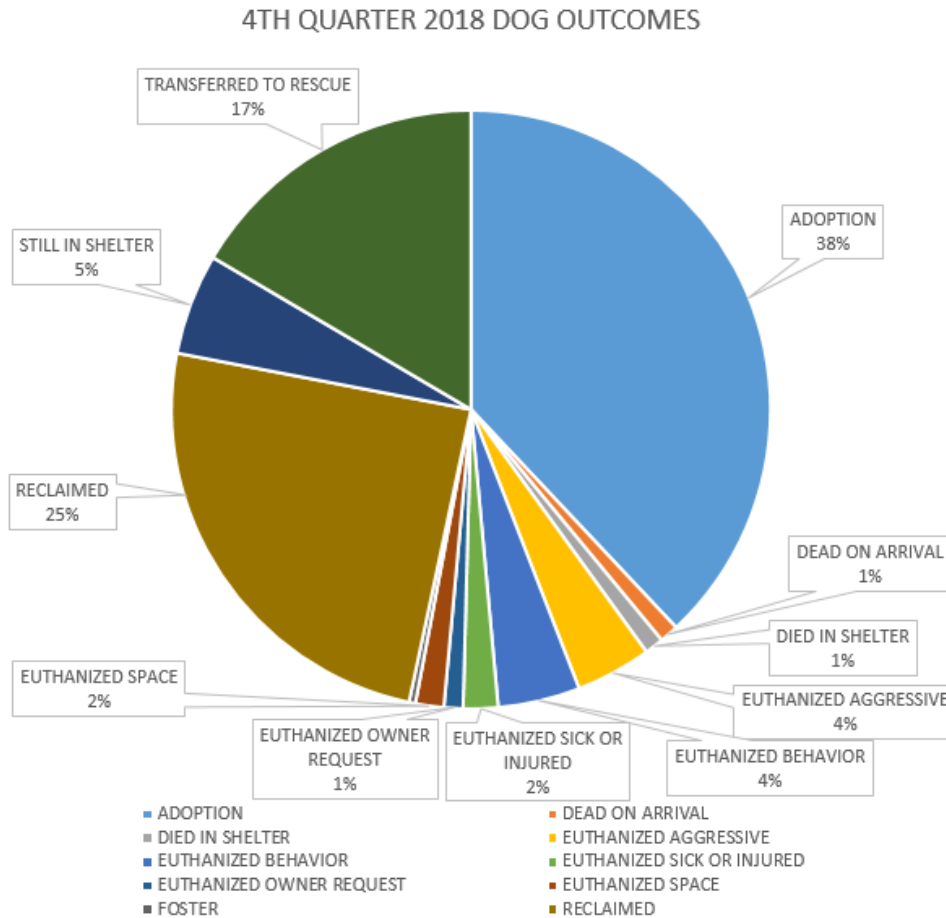


Dog Impound Reason	1 st Quarter	2 nd Quarter	3 rd Quarter	4 th Quarter
Stray	376	426	392	470
Owner Release	138	145	106	62
Other Reason	32	24	18	32
Euthanasia Request	10	21	18	5
Total	556	613	553	579

Dog Outcomes

Outcomes for dogs impounded at the shelter were primarily adoptions 38%, returned to owner 25%, and transferred to rescue 17%. Another 13% were euthanized.

*Euthanasia of dogs decreased 24% from the 1st Quarter



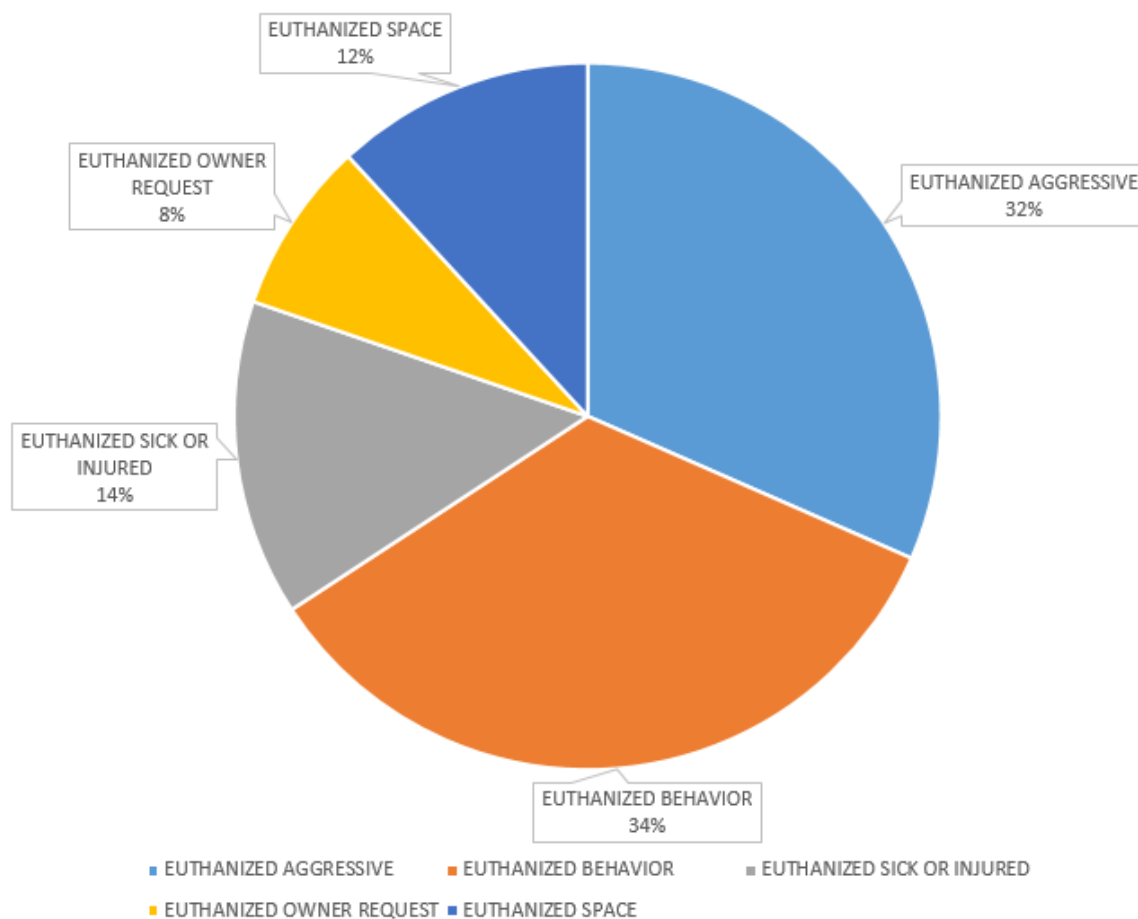
Dog Outcome	1 st Quarter	2 nd Quarter	3 rd Quarter	4 th Quarter
Adoption	227	221	201	223
Return to Owner	86	164	159	145
Euthanasia	133	65	109	61
Transfer/Rescue	173	181	121	97
Total	619	631	590	579

Dog Euthanasia

Of the 61 dogs euthanized, 66% were for behavior or aggression problems that were deemed unadoptable or rescue candidates. Those problems were identified through owner reports, staff experience and interaction with the dog, shelter temperament testing, and previous bite or aggression history. Other dogs were euthanized for medical issues 14%, space due to overcrowding and no available rescues or facilities to accept overflow 12% and owner requested euthanasia 8%

***NOTE: Euthanasia's due to no space were reduced by 71% from the 1st quarter.**

4TH QUARTER 2018 DOG EUTHANASIA REASONS

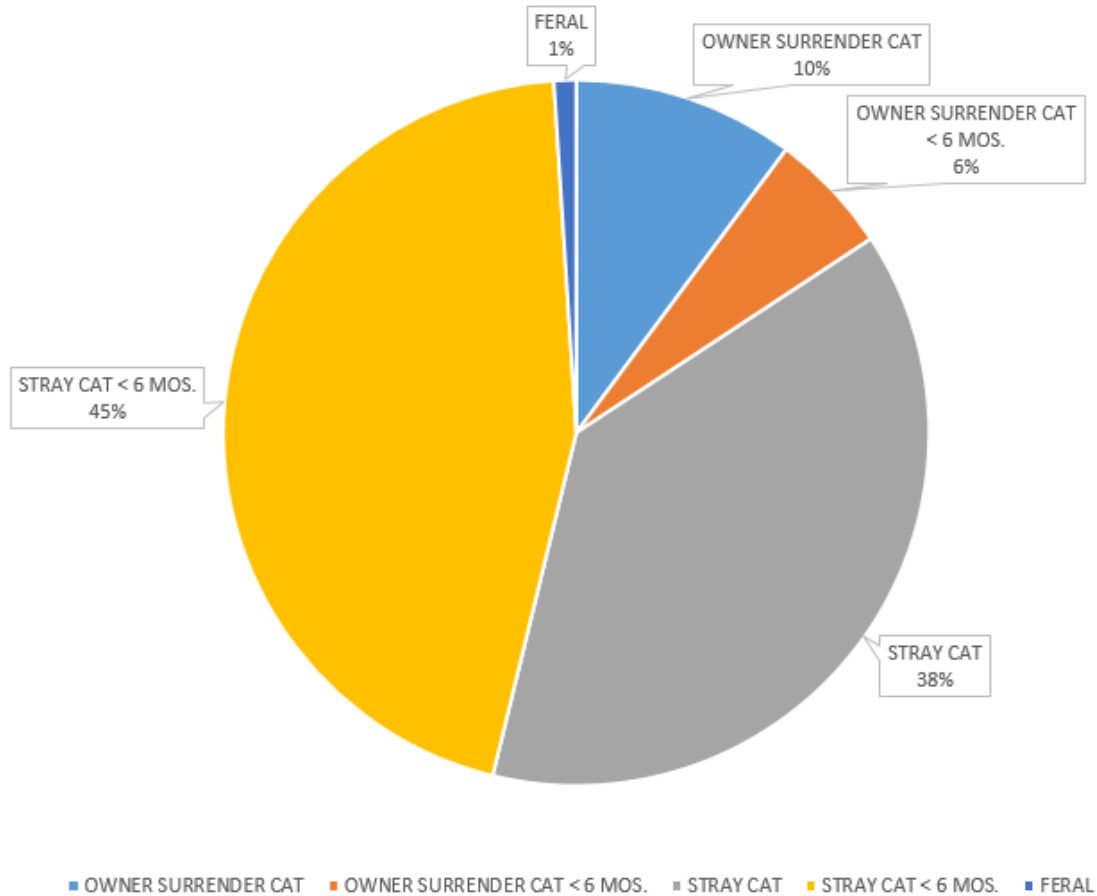


Dog Euthanasia Reason	1 st Quarter	2 nd Quarter	3 rd Quarter	4 th Quarter
Behavior/Aggression	32	44	83	50
Medical	6	15	18	11
Space	32	9	0	9
Euthanasia Request	17	18	18	6
Total	87	86	119	61

Cats

There were 317 cats impounded in the 4th Quarter of 2018. 328 were strays, 62 were owner releases, and 6 were for other reasons (protective care, bite quarantine, welfare, feral). 83% of cat intakes were strays either picked up in the field or primarily brought in over the counter. 16% of our cat intakes were owner surrender (We saw a 64% decrease in owner surrender Cats/Kittens from the 2nd quarter).

4TH QUARTER 2018 CAT INTAKE REASONS



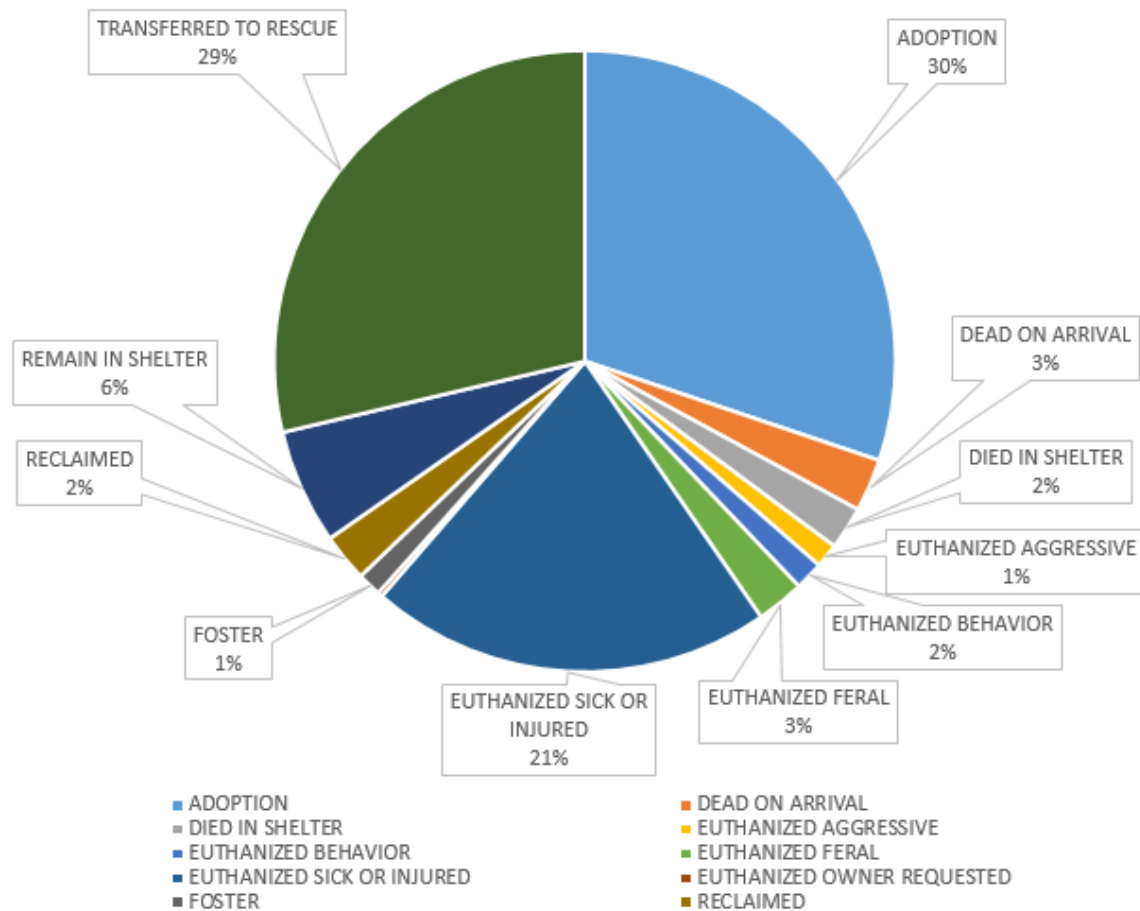
Cat Impound Reason	1 st Quarter	2 nd Quarter	3 rd Quarter	4 th Quarter
Stray	202	274	407	328
Owner Release	69	172	119	62
Other Reason	4	16	6	4
Total	275	462	532	394

Cat Outcomes

Outcomes for cats impounded at the shelter were primarily for Adoption 30% and Transferred to other shelters, rescues or Humane Societies for adoption 29%. 27% euthanized after intake.

NOTE: We saw a 48% decrease in euthanasia from 2nd quarter and a 23% increase in adoptions

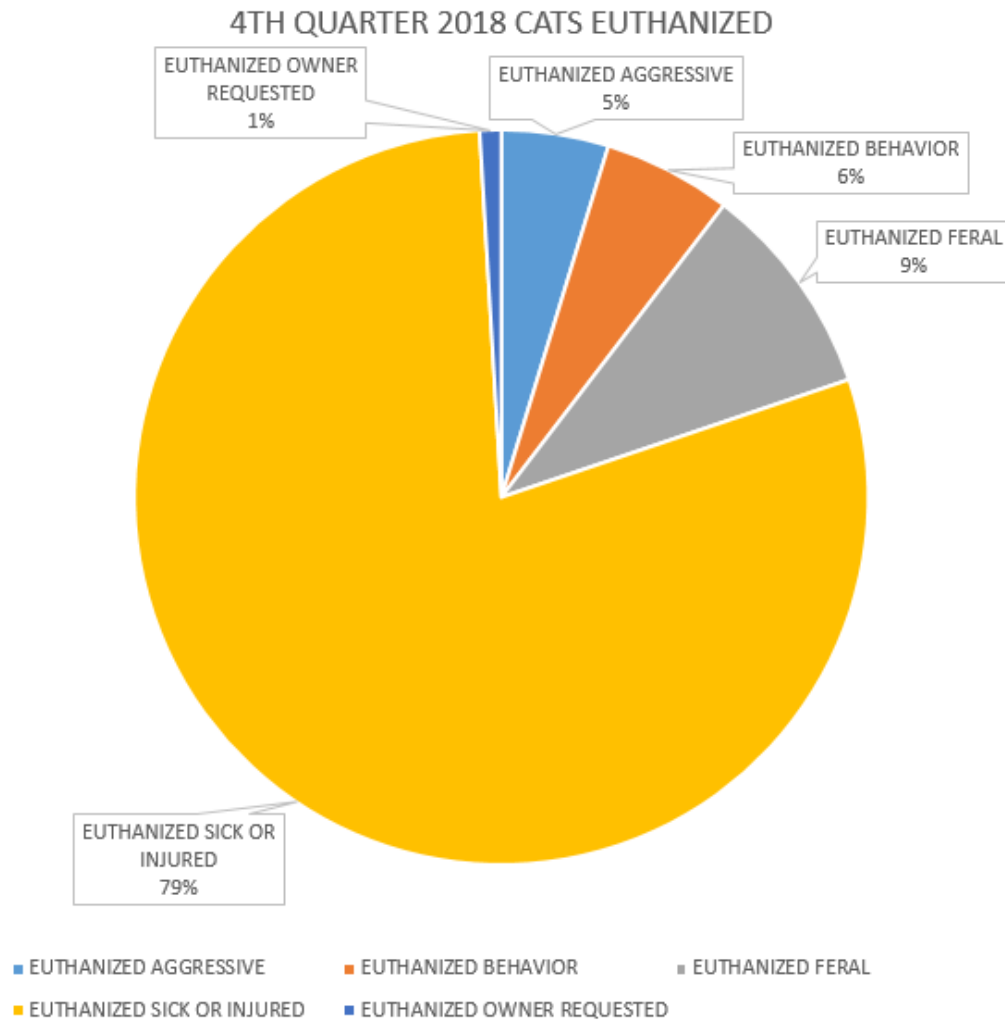
4TH QUARTER 2018 CAT OUTCOMES



Cat Outcome	1 st Quarter	2 nd Quarter	3 rd Quarter	4 th Quarter
Adoption	93	99	194	121
Return to Owner	9	6	2	10
Euthanasia	75	200	281	105
Rescue	113	172	101	115
Total	290	477	578	401

Cat Euthanasia

Of the 401 cats that were impounded 105 were euthanized in the 4th Quarter of 2018, 79% of the cats were euthanized for medical reasons, primarily, infectious diseases, 11% were euthanized for behavioral or temperament problems 1% were Owner requested euthanasia.

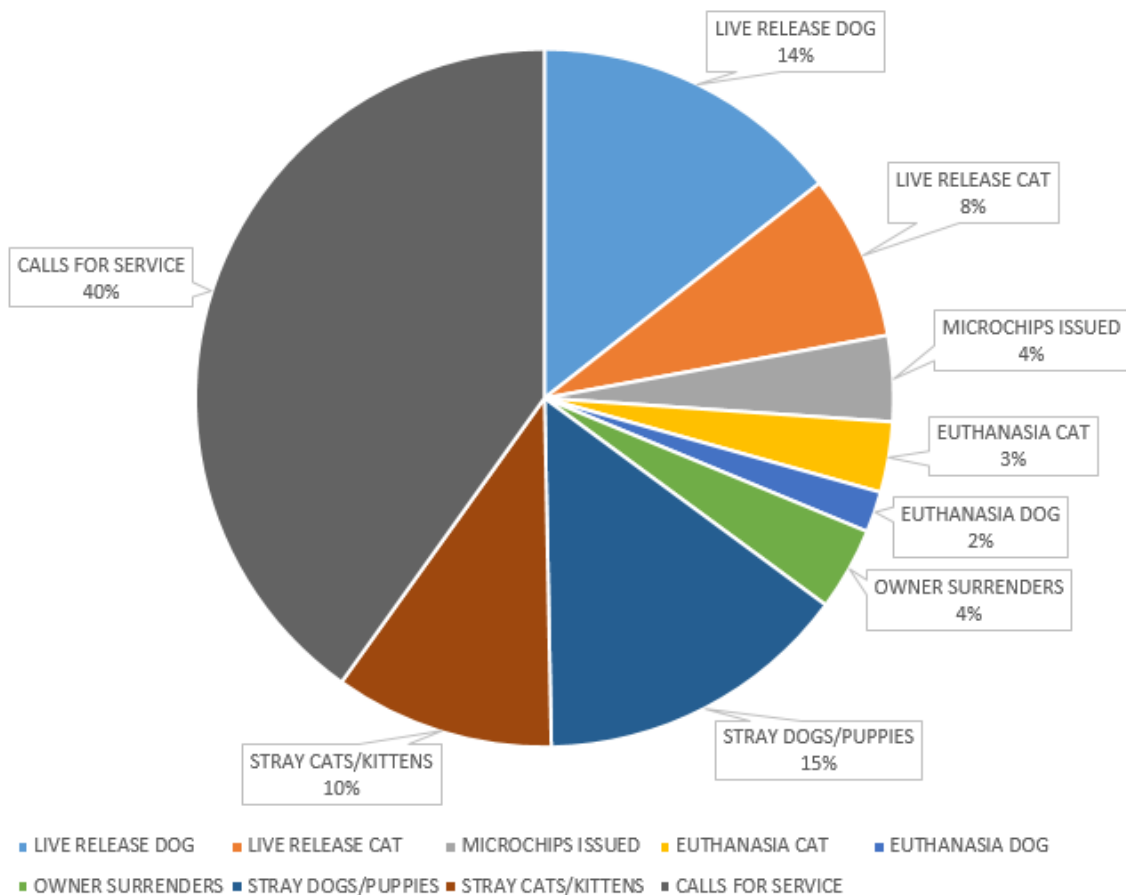


Cat Euthanasia Reason	1 st Quarter	2 nd Quarter	3 rd Quarter	4 th Quarter
Behavior/Temperament	16	8	80	11
Medical	31	150	197	84
Euthanasia Request	3	12	4	1
Feral	24	30	0	10
DOA	1	0	0	0
Total	75	200	281	105

Shelter Notes

On September 1st, 2018 we implemented a new controlled intake regulation as well as mandatory microchipping of all animals leaving the shelter. The figures below represent a running total from January 1st, 2018 to present. We will be keeping a running month to month tally to compare our figures to 2017 and moving forward.

TOTAL ACTIVITY TO DAY 4TH QUATER TOTALS TO DATE



	Jan.	Feb.	Mar.	Apr.	May	Jun.	Jul.	Aug.	Sept.	Oct.	Nov.	Dec.	Total 2018
Owner Surrenders	59	67	80	102	101	111	92	94	39	40	46	27	858
Stray Dogs/Puppy's	117	126	126	140	150	131	121	131	129	158	154	156	1,639
Stray Cats/Kittens	60	70	73	89	156	157	166	138	115	166	102	62	1,354
Call for Service	464	419	469	505	494	394	357	423	383	427	469	412	5,216
Euthanasia Dog	25	57	29	27	43	43	33	36	33	33	22	35	416
Euthanasia Cat	18	31	23	16	81	95	121	117	74	76	41	25	718
Microchips Issued	N/A	N/A	N/A	N/A	N/A	N/A	N/A	N/A	117	177	132	128	554