



Montgomery County Animal Care and Control

2018

3rd Quarter Report

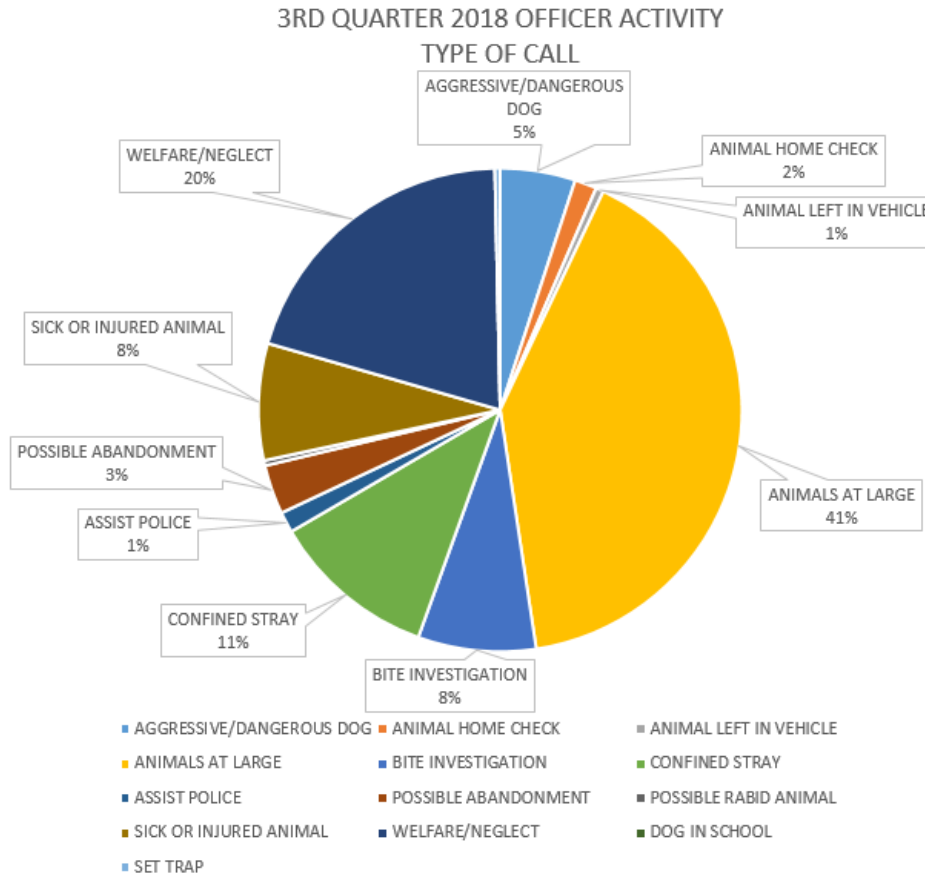
Field and Shelter Activity

FIELD SERVICES

Montgomery County Animal Care and Control provided active and on call animal control service for all areas of Montgomery County and the City of Clarksville for the Second quarter of 2018.

Officer Activity

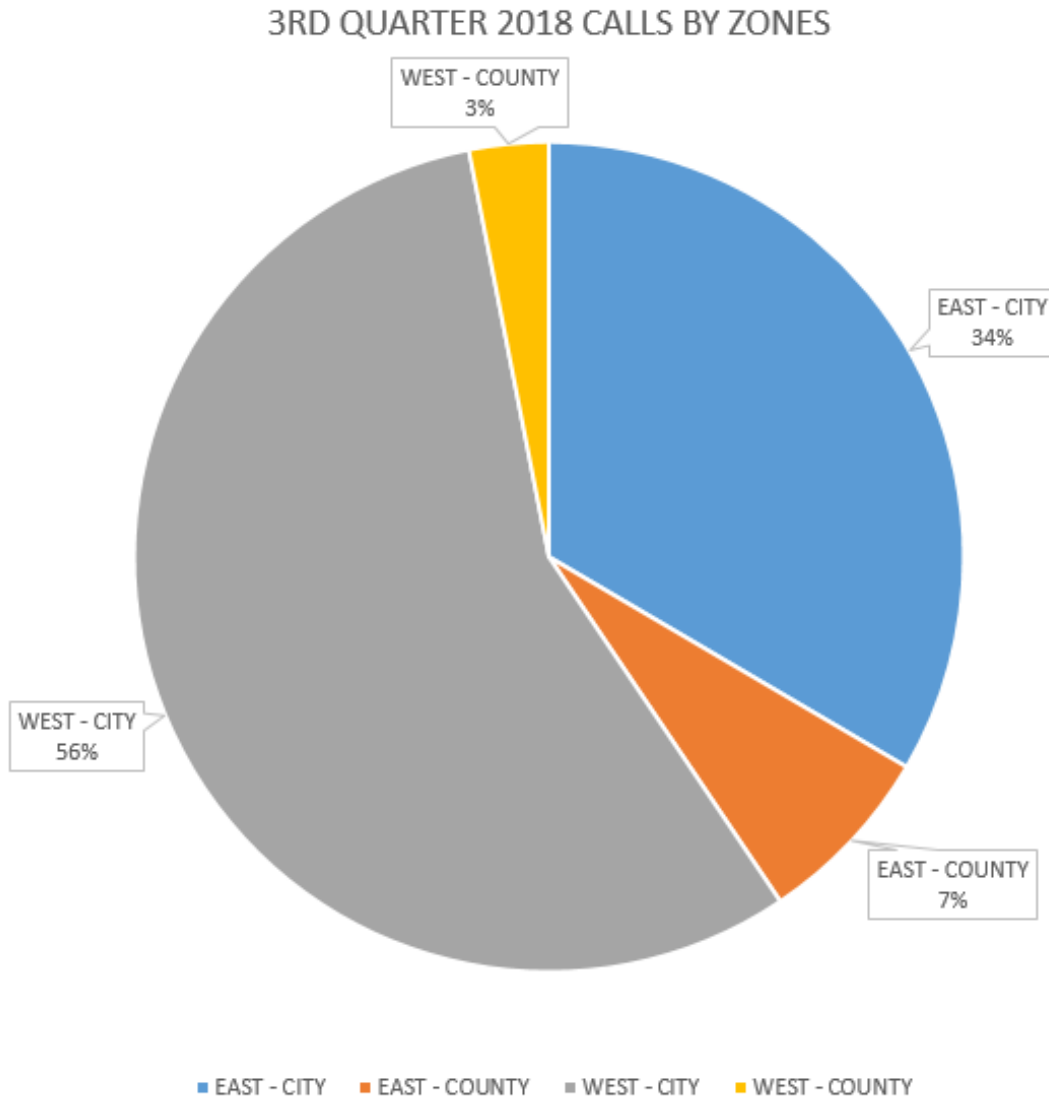
For the Second quarter of 2018, Animal Control Officers handled 1,153 calls for service. Nearly half of all calls, (41%) were for a stray domestic animal, normally a dog running at large. Investigations for Welfare/Neglect, Bites, Confined Stray's, Aggressive/Dangerous Dog made up for (44%) of all calls.



TYPE OF CALL	1 ST . Quarter	2 ND Quarter	3 RD Quarter	4 TH Quarter
Aggressive/Dangerous Dog	71	74	58	
Animal Home Check	18	17	17	
Animal Left in Vehicle	9	8	6	
Animals At Large	600	555	468	
Bite Investigations	91	112	91	
Confined Stray	133	182	128	
Officer Assist	9	16	16	
Possible Abandonment	39	48	38	
Sick or Injured Animal	61	85	90	
Welfare/Neglect	303	283	233	
Other	11	3	8	
Total	1,345	1,383	1,153	

FIELD SERVICE CALLS BY ZONES

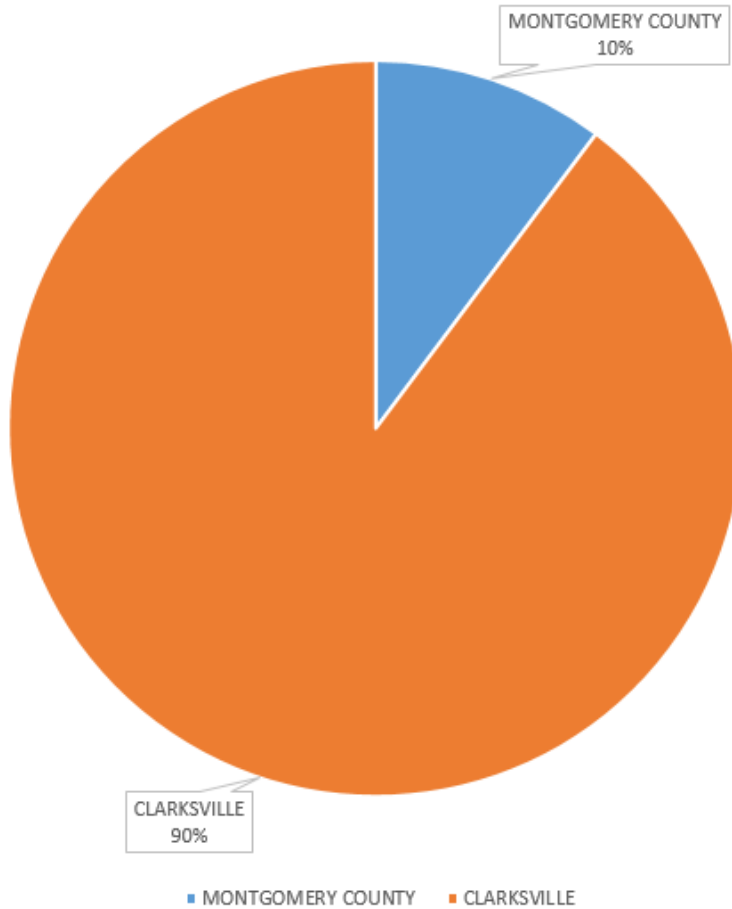
Animal Control Officers responded to 1,153 calls for service in Montgomery County with a majority of the calls, (56%) being in the West portion of Montgomery County/City of Clarksville.



FIELD SERVICE CALLS BY JURISDICTION

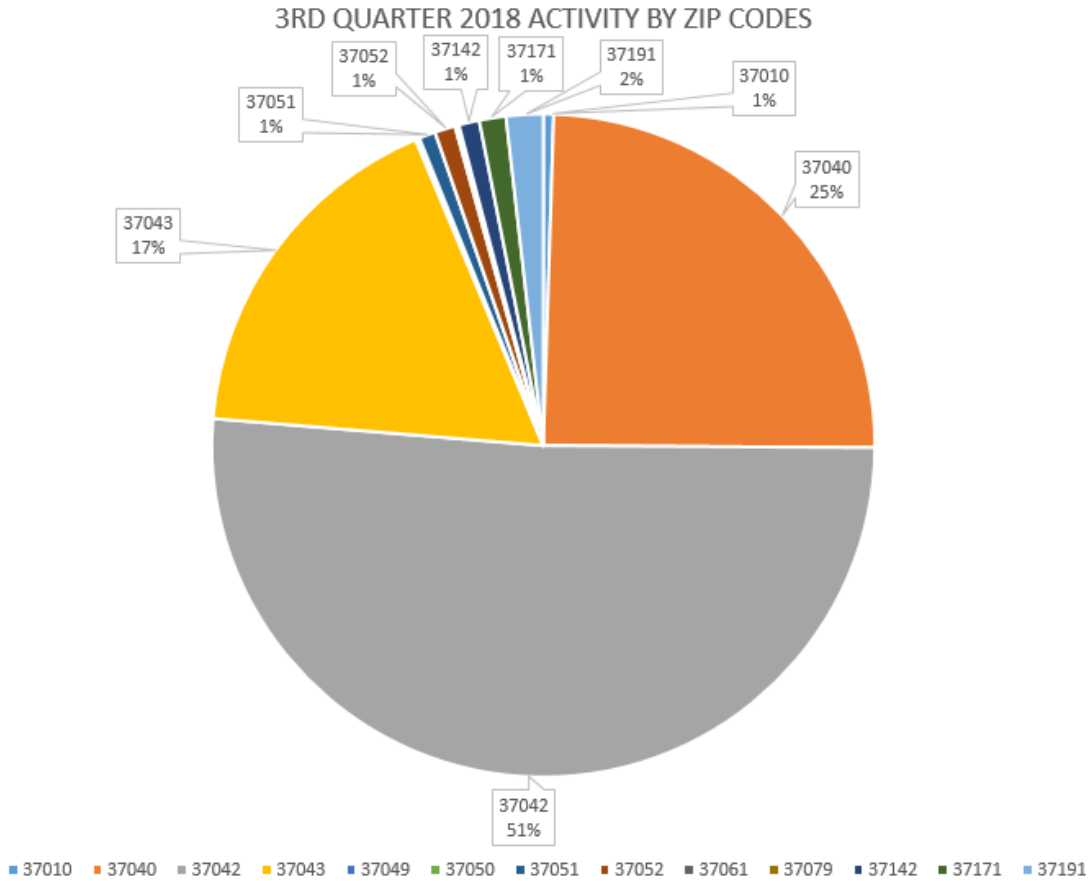
Calls for service that were responded to in Montgomery County were dispersed into the following two Jurisdictions, which covers the Montgomery County outside of the Clarksville City Limits and all unincorporated areas of the County, and within the city limits of Clarksville. (90%) of all calls for the 3rd quarter of 2018 occurred within the city of Clarksville and (10%) of calls for the 3rd Quarter of 2018 occurred in the unincorporated areas of Montgomery County.

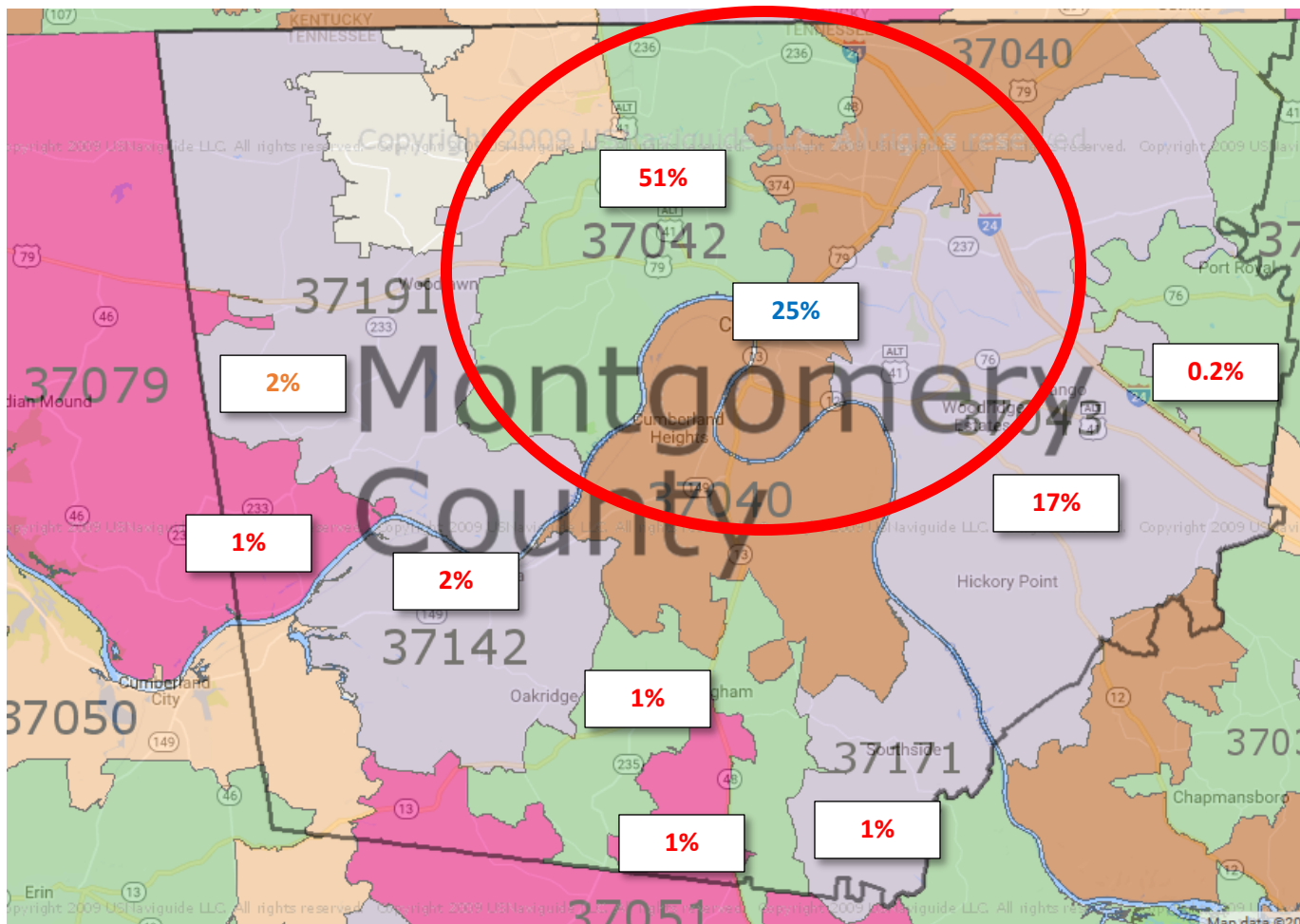
3RD QUARTER 2018 ACITIVITY BY JURISDICTION



FIELD SERVICE CALLS BY ZIP CODE

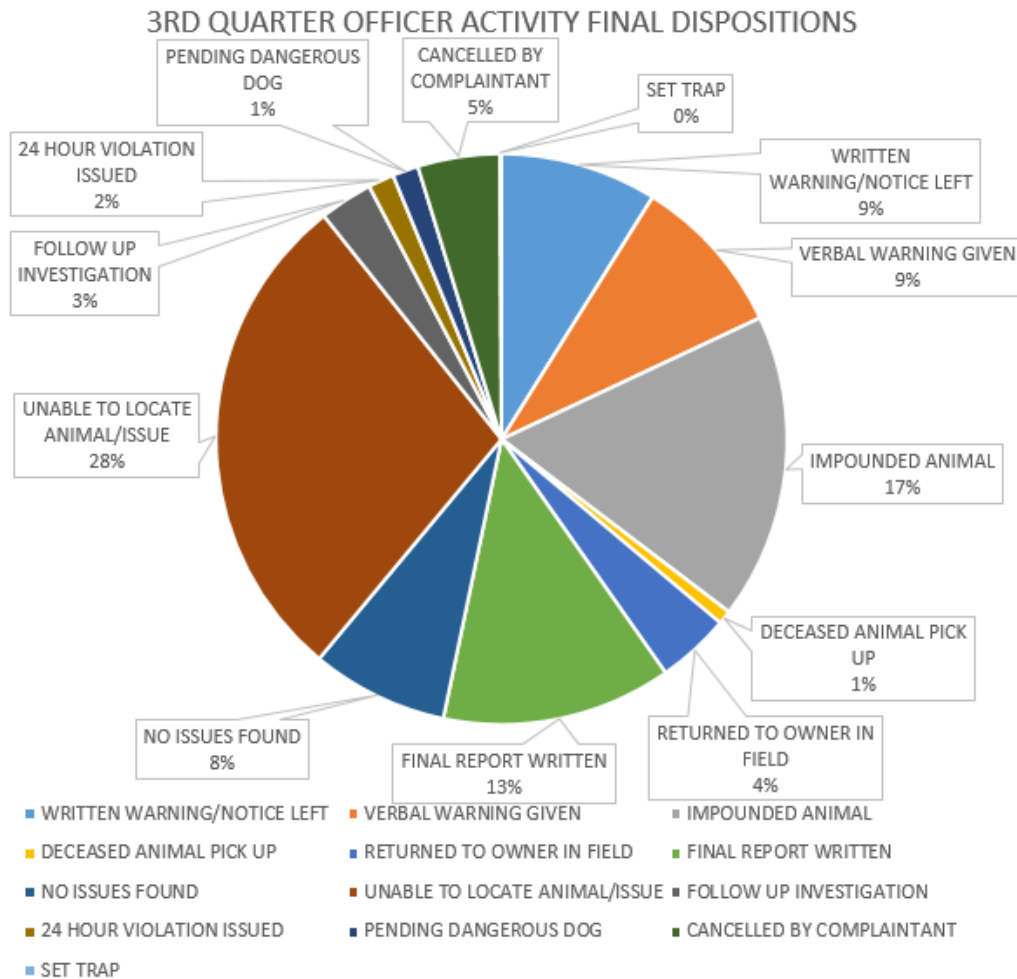
Calls for service that were responded to in Montgomery County were dispersed into the following twelve (9), which covers the Montgomery County outside of the Clarksville City Limits and all unincorporated areas of the County, and within the city limits of Clarksville. (51%) of all calls for the 3RD Quarter of 2018 occurred within the 37042 Zip Code, which compromises the North Central portion of Montgomery County north of the Cumberland River, while (25%) of calls occurred in Zip Code area 37040, which compromises the Northeast and South Central portion of the County





OFFICER FIELD ACTIVITY RESULTS

Officers responded to 1,153 calls for service. In response to calls for services officer complete various forms of outcomes to close out and complete these calls ranging from warnings to written reports on the incidents.



SHELTER AND ADOPTION SERVICES

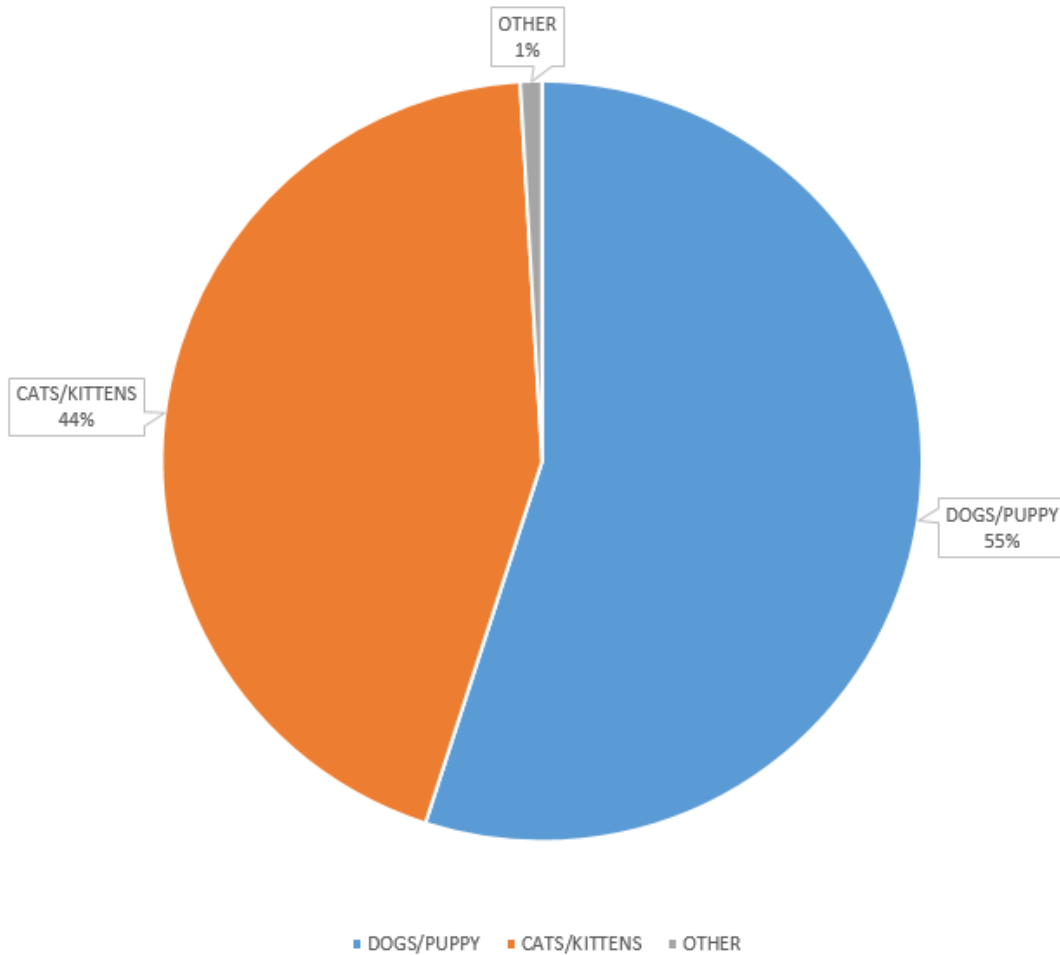
Kennel Visitors

The shelter saw over 7,240 people visited the shelter in the 3rd Quarter of 2018 a 25% increase over last quarter. Most of the visitors indicated they were looking to adopt a pet or trying to locate a lost pet.

Animals Impounded

In the 3rd quarter of 2018, 1,086 animals were impounded. Of the animals impounded, 44% were cats/kittens, 55% were dogs/puppies.

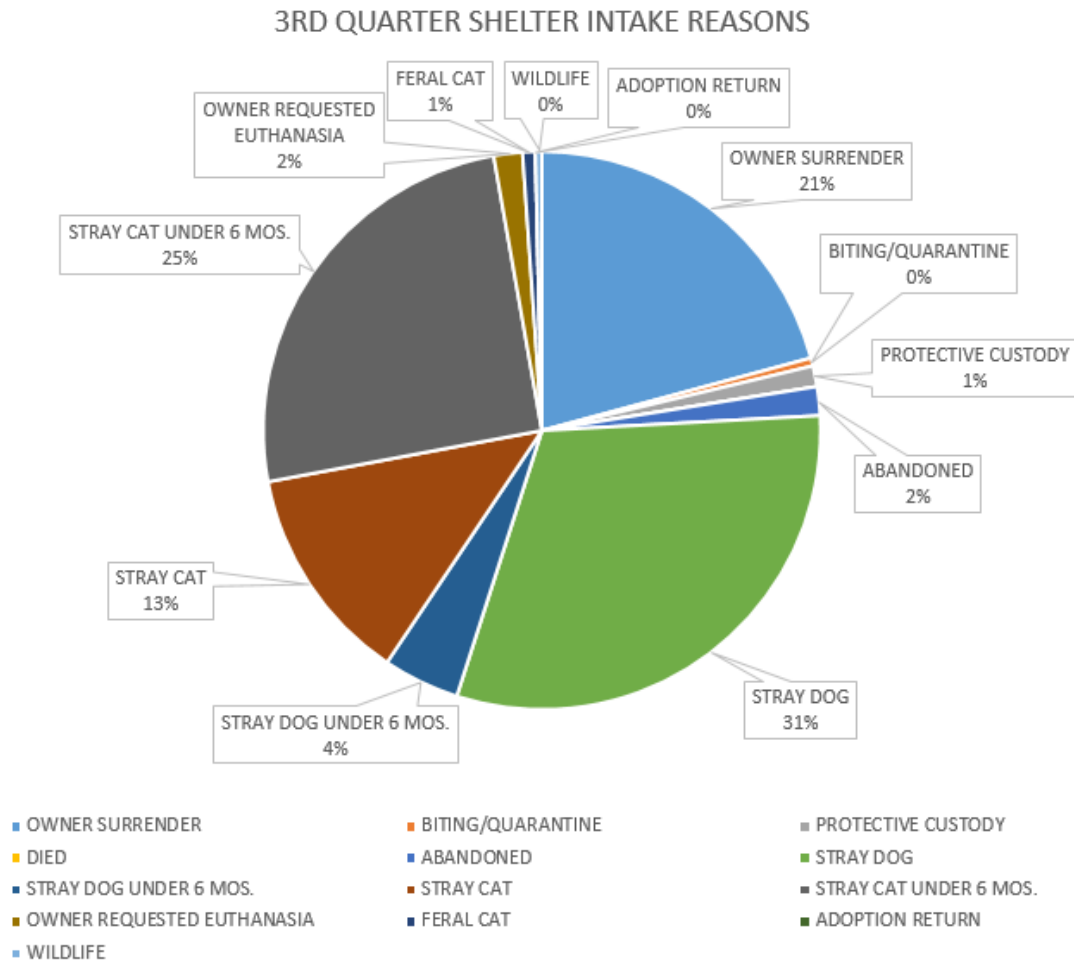
3RD QUARTER SHELTER IMPOUNDS 2018



Types of Animals Impounded	1 st Quarter	2 nd Quarter	3 rd Quarter	4 th Quarter
Dog/Puppies	529	648	659	
Cat/Kittens	252	630	529	
Other	2	18	11	
Total	783	1,296	1,086	

SHELTER INTAKE REASONS

The shelter took in 1,086 animals in the 3RD Quarter of 2018. A majority of those intakes, (73%) were stray animals either picked up in the field or brought in over the counter. (21%) were owner surrendered pets and the remaining (6%) consisted of Adoption Returns, Feral Animals, Euthanasia Requests, Bite Quarantines, Protective Custody, and Abandoned Animals.

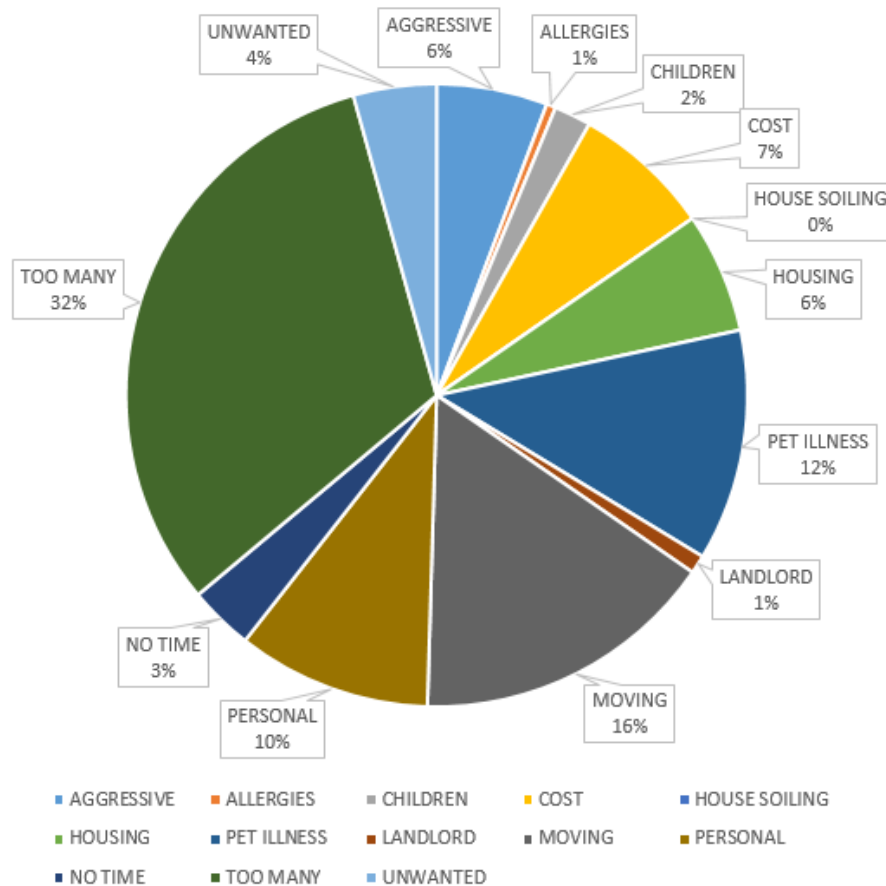


ENTRY REASON	1 ST QUARTER	2 ND QUARTER	3 RD QUARTER	4 TH QUARTER
Owner Surrender	204	315	225	
Biting/Quarantine	5	2	5	
Protective Custody	10	24	13	
Died	1	0	0	
Abandoned	10	10	18	
Stray Animal	601	861	790	
Euthanasia Request	12	21	18	
Feral Cat	3	16	8	
Adoption Return	15	19	0	
Wildlife	1	2	4	
Other	5	25	0	
Total	867	1,295	1,086	

Owner Surrenders

Beginning in April of 2018, we began to track the reason for owner surrenders in Montgomery County. There were 317 Owner surrenders in the 2nd quarter, of which 145 were dogs and 172 were cats. Of those Owner Surrenders, the most prevalent reason to Owner Surrender was 1. Too Many Pets – 25%, followed by 2. Moving – 13% and Personal – 13%. Cost for food and vet care were another factor at 11%

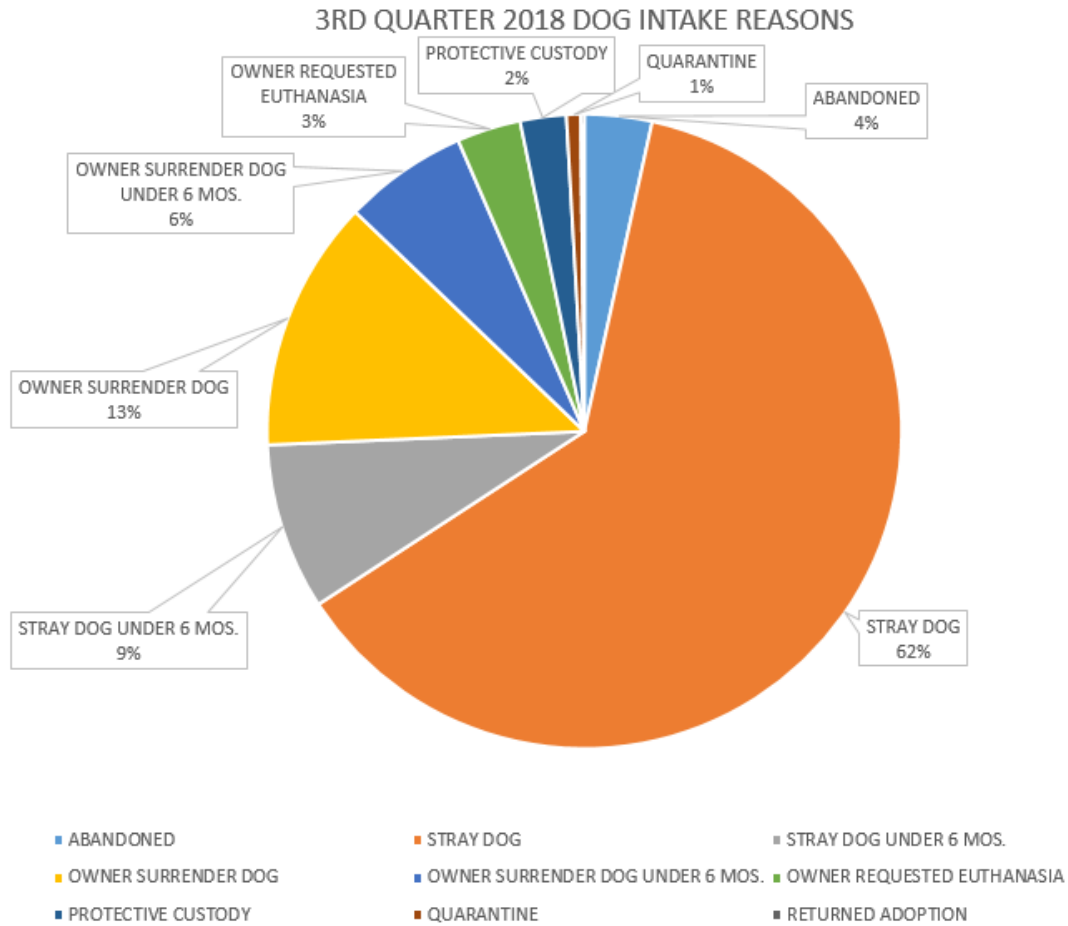
3RD QUARTER 2018 OWNER SURRENDER REASONS



Owner Surrenders	1 st Quarter	2 nd Quarter	3 rd Quarter	4 th Quarter
Aggressive	No Data	22	12	
Allergies	No Data	3	1	
Children	No Data	4	4	
Cost	No Data	35	15	
House Soiling	No Data	4	0	
Housing	No Data	40	13	
Illness	No Data	24	25	
Landlord	No Data	4	2	
Moving	No Data	43	33	
Personal	No Data	41	21	
Time	No Data	18	7	
Too Many	No Data	79	66	
Unwanted	No Data	0	9	
Total		317	209	

Dogs

There were 553 dogs impounded in the 3RD quarter of 2018. 62% were strays, 19% were owner released (26% Decrease over 2nd quarter), 7% were for other reasons (Quarantine, Protective Care, Confiscated), and 4% were impounded for owner requested euthanasia



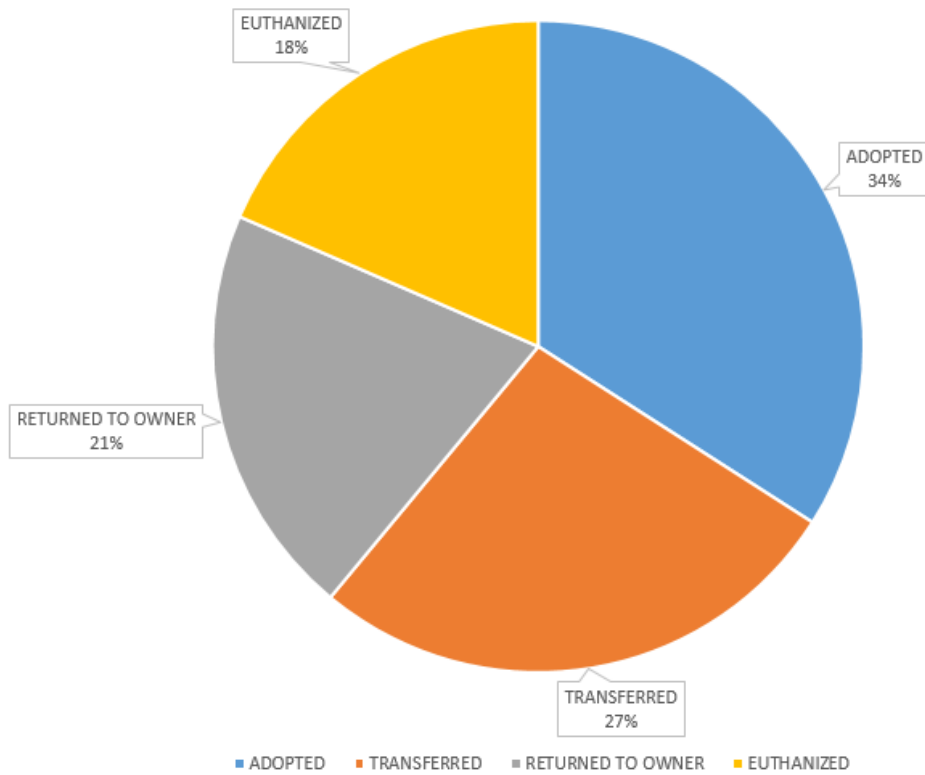
Dog Impound Reason	1 st Quarter	2 nd Quarter	3 rd Quarter	4 th Quarter
Stray	376	426	392	
Owner Release	138	145	106	
Other Reason	32	24	18	
Euthanasia Request	10	21	18	
Total	556	613	553	

Dog Outcomes

Outcomes for dogs impounded at the shelter were primarily adoptions 34%, returned to owner 21%, and Euthanasia 18%. Another 27% were sent or transferred to rescues, Humane Association, or other shelters for adoption.

*Euthanasia of dogs decreased 4% from the 1st Quarter

3RD QUARTER 2018 DOG OUTCOMES

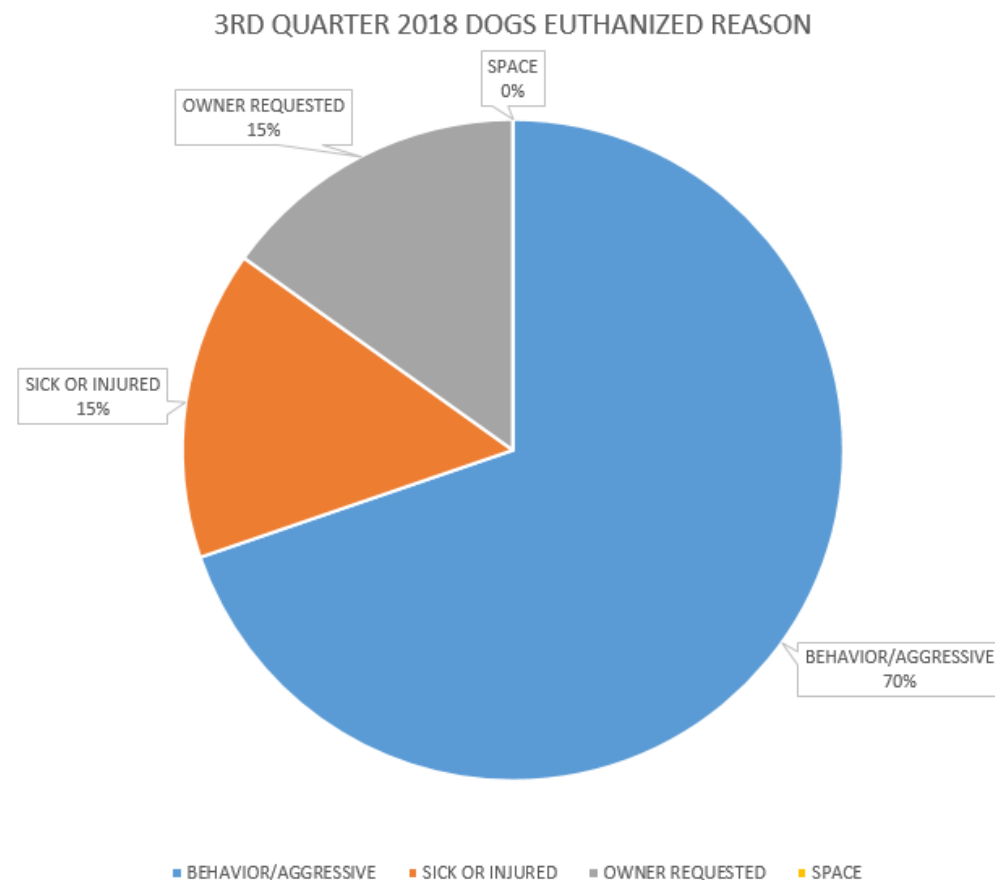


Dog Outcome	1 st Quarter	2 nd Quarter	3 rd Quarter	4 th Quarter
Adoption	227	221	201	
Return to Owner	86	164	159	
Euthanasia	133	65	109	
Transfer/Rescue	173	181	121	
Total	619	631	590	

Dog Euthanasia

Of the 86 dogs euthanized, 70% were for behavior or aggression problems that were deemed unadoptable or rescue candidates. Those problems were identified through owner reports, staff experience and interaction with the dog, shelter temperament testing, and previous bite or aggression history. Other dogs were euthanized for medical issues 15%, space due to overcrowding and no available rescues or facilities to accept overflow 0% and owner requested euthanasia 15%

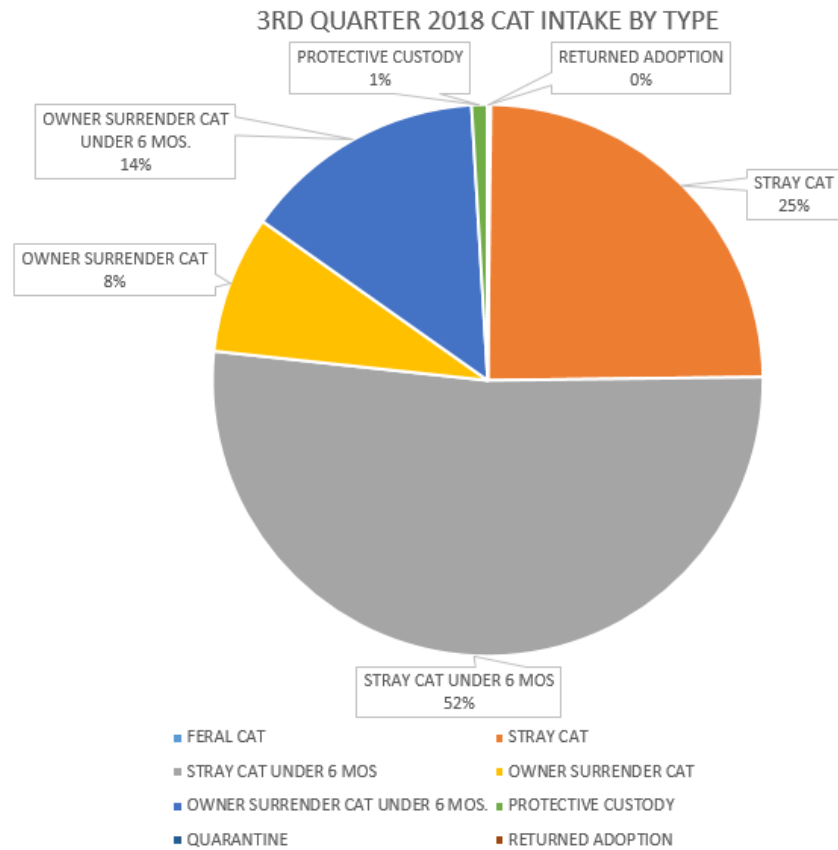
***NOTE: Euthanasia's due to no space were reduced by 26% from 37% in the 1st quarter to 11% 2nd quarter.**



Dog Euthanasia Reason	1 st Quarter	2 nd Quarter	3 rd Quarter	4 th Quarter
Behavior/Aggression	32	44	83	
Medical	6	15	18	
Space	32	9	0	
Euthanasia Request	17	18	18	
Total	87	86	119	

Cats

There were 532 cats impounded in the 3rd Quarter of 2018. 407 were strays, 119 were owner releases, and 6 were for other reasons (protective care, bite quarantine, welfare, feral). 52% of cat intakes were strays either picked up in the field or primarily brought in over the counter. 22% of our cat intakes were owner surrender (We saw a 30% decrease in owner surrender Cats/Kittens from the 2nd quarter).



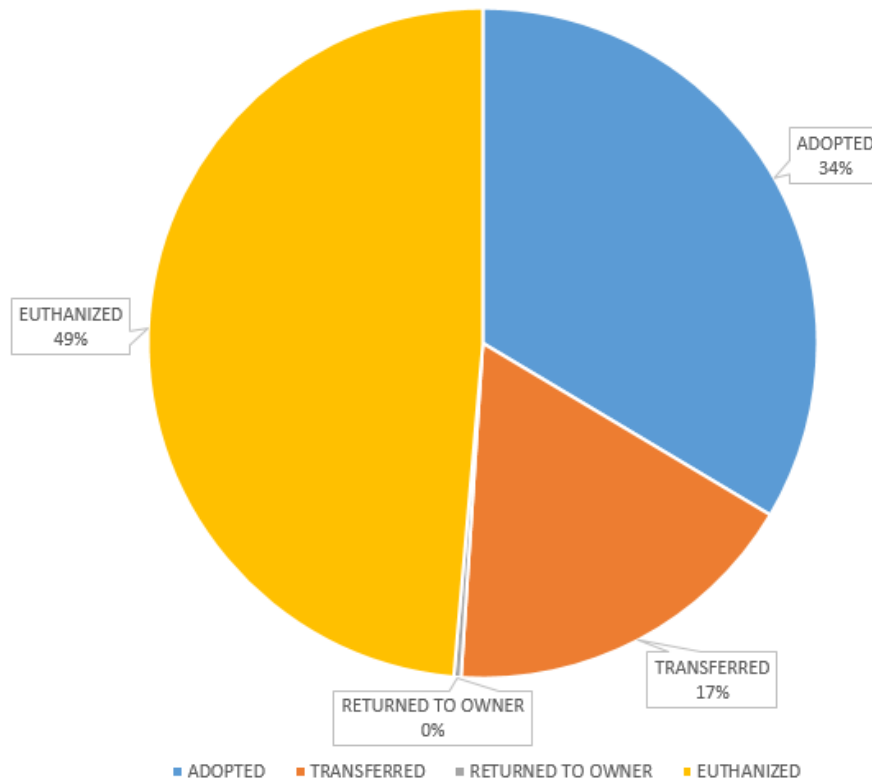
Cat Impound Reason	1 st Quarter	2 nd Quarter	3 rd Quarter	4 th Quarter
Stray	202	274	407	
Owner Release	69	172	119	
Other Reason	4	16	6	
Total	275	462	532	

Cat Outcomes

Outcomes for cats impounded at the shelter were primarily for Euthanasia 49% and Transferred to other shelters, rescues or Humane Societies for adoption 17%. 34% of our cats were adopted after intake.

NOTE: We saw a 48% increase in cat adoptions over 2nd quarter

3RD QUARTER 2018 CAT OUTCOMES

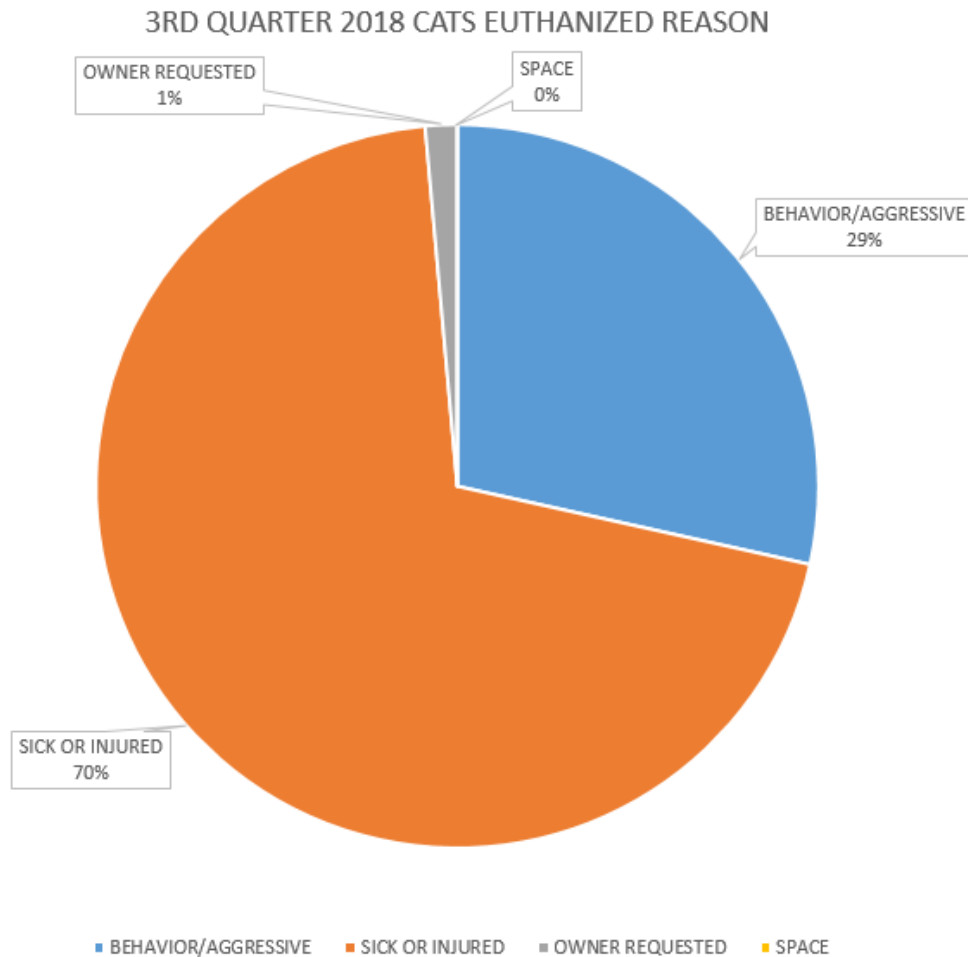


Cat Outcome	1 st Quarter	2 nd Quarter	3 rd Quarter	4 th Quarter
Adoption	93	99	194	
Return to Owner	9	6	2	
Euthanasia	75	200	281	
Rescue	113	172	101	
Total	290	477	578	

Cat Euthanasia

Of the 578 cats that were impounded 281 were euthanized in the 3rd Quarter of 2018, 70% of the cats were euthanized for medical reasons, primarily, infectious diseases, 29% were euthanized for behavioral or temperament problems 1% were Owner requested euthanasia.

NOTE: Due to lack of spaying and neutering we saw a tremendous increase in primarily kittens impounded. A great number of these kittens had advanced Upper Respiratory Infection, emaciated, and other illnesses



Cat Euthanasia Reason	1 st Quarter	2 nd Quarter	3 rd Quarter	4 th Quarter
Behavior/Temperament	16	8	80	
Medical	31	150	197	
Euthanasia Request	3	12	4	
Feral	24	30	0	
DOA	1	0	0	
Total	75	200	281	

Shelter Notes

On September 1st, 2018 we implemented a new controlled intake regulation as well as mandatory microchipping of all animals leaving the shelter. The figures below represent a running total from January 1st, 2018 to present. We will be keeping a running month to month tally to compare our figures to 2017 and moving forward.

