

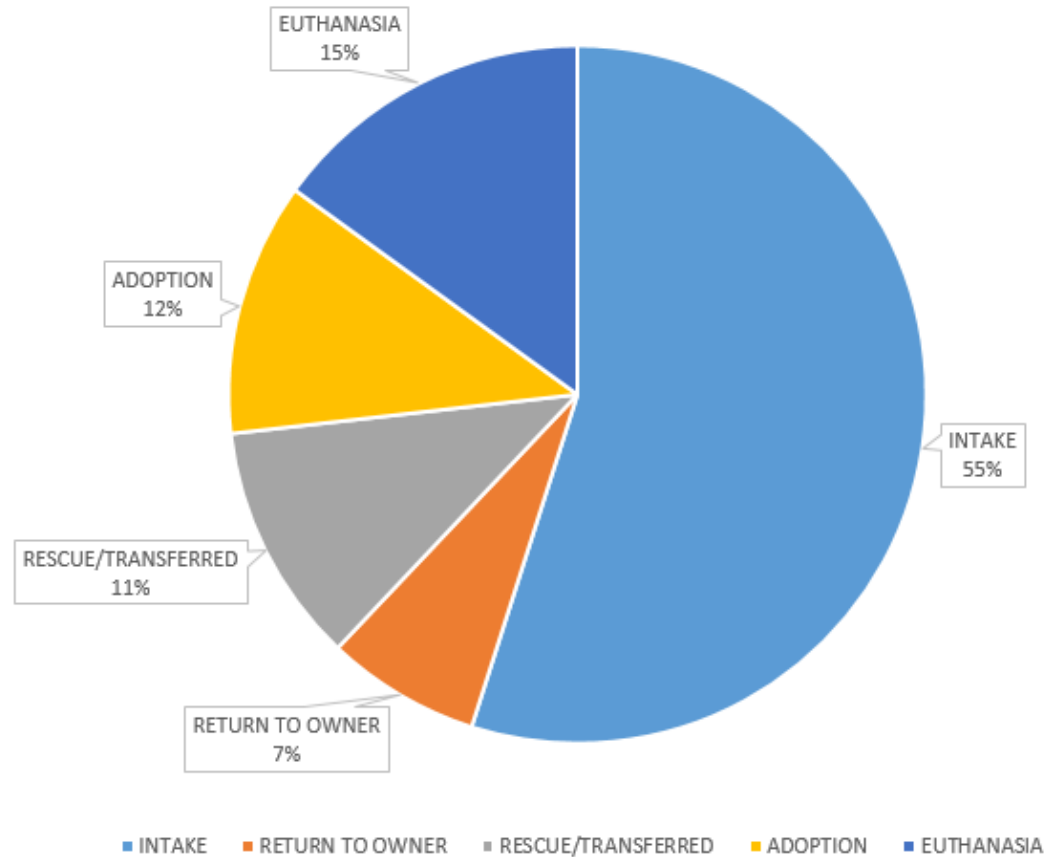


# May 2018 Animal Care and Control Stats

## Officer Field Activity and Intake/Adoption Statistics

<b>Activity Calls.....</b>	<b>494</b>
<b>Intake.....</b>	<b>453</b>
<b>Dogs.....</b>	<b>189</b>
<b>Puppies.....</b>	<b>33</b>
<b>Cats.....</b>	<b>69</b>
<b>Kittens.....</b>	<b>148</b>
<b>Feral Cats.....</b>	<b>14</b>
<b>Bird.....</b>	<b>0</b>
<b>Return To Owner.....</b>	<b>59</b>
<b>Dogs.....</b>	<b>49</b>
<b>Puppies.....</b>	<b>6</b>
<b>Cats.....</b>	<b>4</b>
<b>Rescue/Transferred.....</b>	<b>92</b>
<b>Adoption.....</b>	<b>97</b>
<b>Dog.....</b>	<b>71</b>
<b>Puppies.....</b>	<b>8</b>
<b>Cat.....</b>	<b>8</b>
<b>Kittens.....</b>	<b>10</b>
<b>Other.....</b>	<b>0</b>
<b>Euthanasia.....</b>	<b>124</b>
<b>Dog.....</b>	<b>43</b>
<b>Cat.....</b>	<b>81</b>
<b>Incoming Calls Fielded.....</b>	<b>2,585</b>

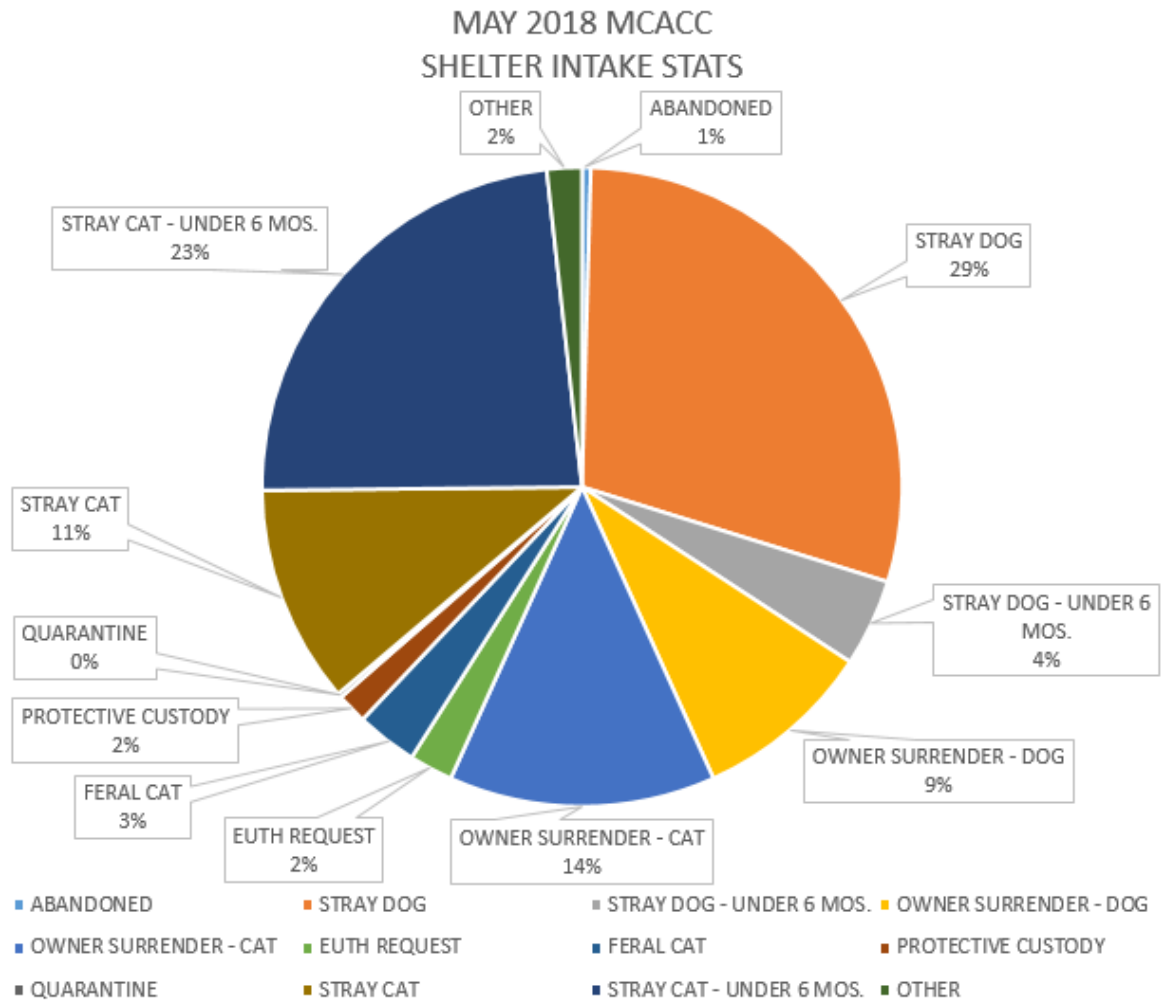
MAY 2018 MCACC  
SHELTER STATS



# MAY 2018 MONTGOMERY COUNTY ANIMAL CARE AND CONTROL

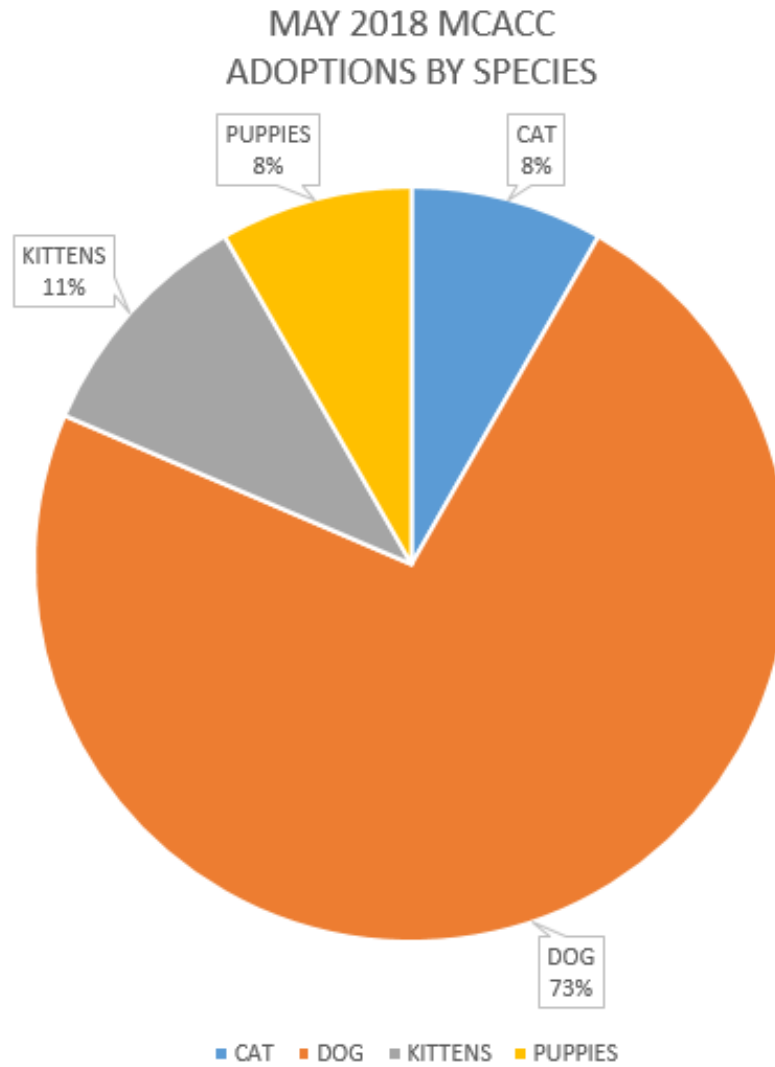
## SHELTER STATS (ENTRY REASON)

<b>Entry Reason.....</b>	<b>453</b>
<b>Owner Surrender.....</b>	<b>102</b>
<b>Biting/Quarantine.....</b>	<b>1</b>
<b>Protective Custody.....</b>	<b>7</b>
<b>Died.....</b>	<b>0</b>
<b>Abandoned.....</b>	<b>2</b>
<b>Stray Dog.....</b>	<b>133</b>
<b>Stray Dog – Under 6 Mos.....</b>	<b>20</b>
<b>Stray Cat.....</b>	<b>50</b>
<b>Stray Cat – Under 6 Mos.....</b>	<b>106</b>
<b>Euth Request.....</b>	<b>10</b>
<b>Feral Cat.....</b>	<b>14</b>
<b>Adoption Return.....</b>	<b>0</b>
<b>Wildlife.....</b>	<b>0</b>
<b>Other.....</b>	<b>8</b>



**MAY 2018 MONTGOMERY COUNTY ANIMAL CARE AND CONTROL  
SHELTER ADOPTIONS BY SPECIES**

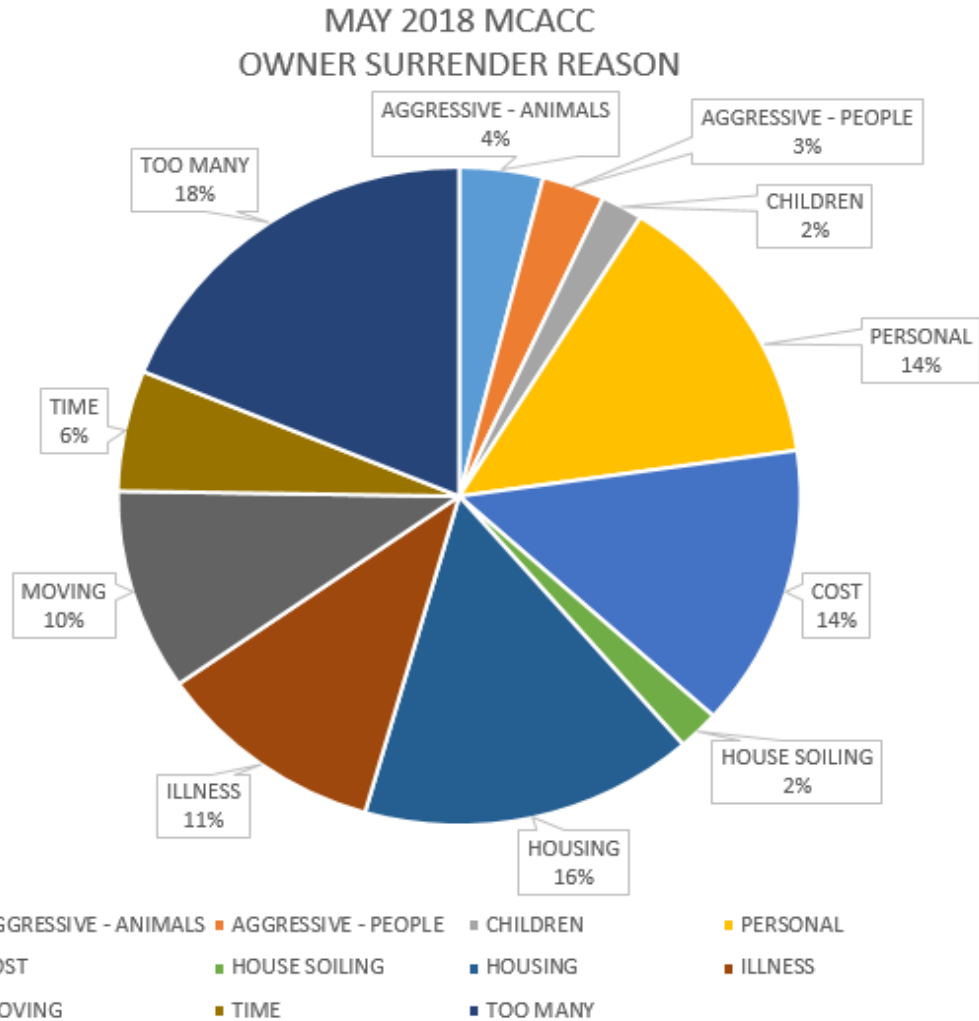
<b>Adoptions.....</b>	<b>97</b>
<b>Bird.....</b>	<b>0</b>
<b>Cat.....</b>	<b>8</b>
<b>Chicken.....</b>	<b>0</b>
<b>Dog.....</b>	<b>71</b>
<b>Ferret.....</b>	<b>0</b>
<b>Kittens.....</b>	<b>10</b>
<b>Puppies.....</b>	<b>8</b>
<b>Rabbit.....</b>	<b>0</b>



# MAY 2018 MONTGOMERY COUNTY ANIMAL CARE AND CONTROL

## OWNER SURRENDER STATISTICS

<b>Owner Surrenders.....</b>	<b>101</b>
<b>Too Many Pets.....</b>	<b>19</b>
<b>Personal.....</b>	<b>14</b>
<b>No Time.....</b>	<b>6</b>
<b>Housing.....</b>	<b>16</b>
<b>Cost.....</b>	<b>14</b>
<b>Moving.....</b>	<b>10</b>
<b>Illness.....</b>	<b>11</b>
<b>Children.....</b>	<b>2</b>
<b>Aggressive – People.....</b>	<b>3</b>
<b>Aggressive – Animals.....</b>	<b>4</b>
<b>Landlord.....</b>	<b>1</b>
<b>House Soiling.....</b>	<b>2</b>
<b>Allergies.....</b>	<b>0</b>

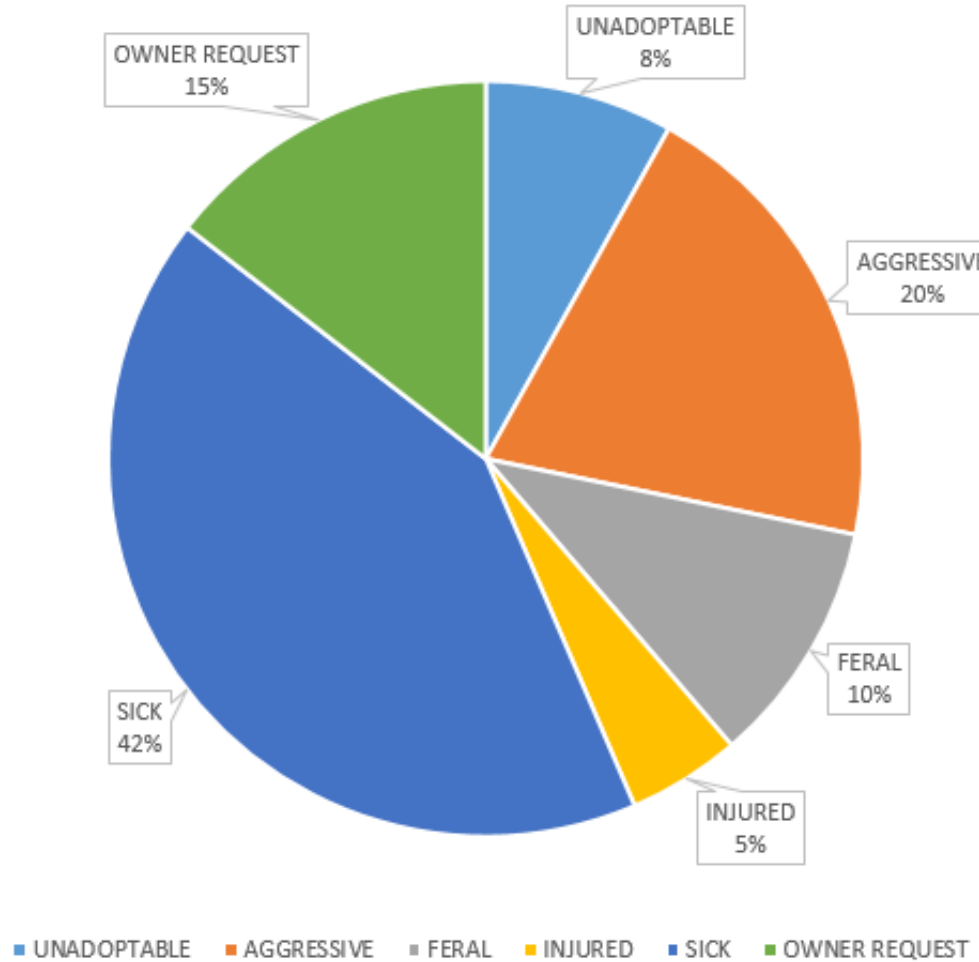


# MAY 2018 MONTGOMERY COUNTY ANIMAL CARE AND CONTROL

## EUTHANASIA STATISTICS

<b>Euthanasia.....</b>	<b>124</b>
<b>Unadoptable Temperament.....</b>	<b>10</b>
<b>Aggressive Behavior.....</b>	<b>25</b>
<b>Feral.....</b>	<b>13</b>
<b>Injured.....</b>	<b>6</b>
<b>Sick.....</b>	<b>52</b>
<b>Owner Requested.....</b>	<b>18</b>

MAY 2018 MCACC  
EUTHANASIA STATISTICS



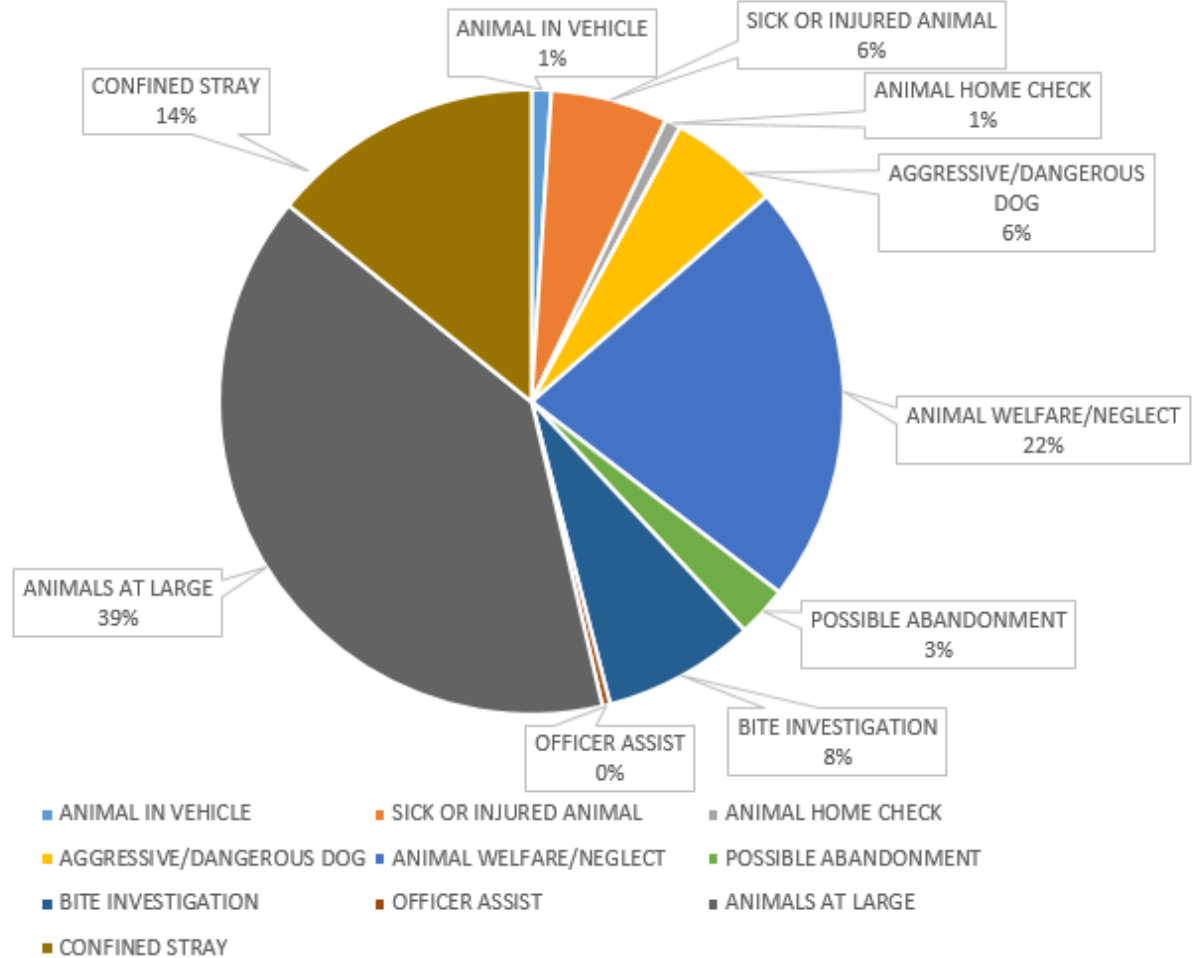
# MAY 2018 MONTGOMERY COUNTY ANIMAL CARE AND CONTROL

## OFFICER ACTIVITY STATISTICS

**Activity Calls..... 494**

<b>Aggressive/Dangerous Dog....</b>	<b>28</b>
<b>Animal Home Check.....</b>	<b>4</b>
<b>Animal Left in Vehicle.....</b>	<b>5</b>
<b>Animals at Large.....</b>	<b>195</b>
<b>Bite Investigation.....</b>	<b>39</b>
<b>Confined Stray.....</b>	<b>70</b>
<b>Officer Assist.....</b>	<b>2</b>
<b>Possible Abandonment.....</b>	<b>13</b>
<b>Possible Rabid Animal.....</b>	<b>0</b>
<b>Sick or Injured Animal.....</b>	<b>30</b>
<b>Welfare/Neglect.....</b>	<b>108</b>
<b>Dog in School.....</b>	<b>0</b>
<b>Set Trap.....</b>	<b>0</b>

MAY 2018 MCACC  
OFFICER ACTIVITY BY TYPE OF CALL

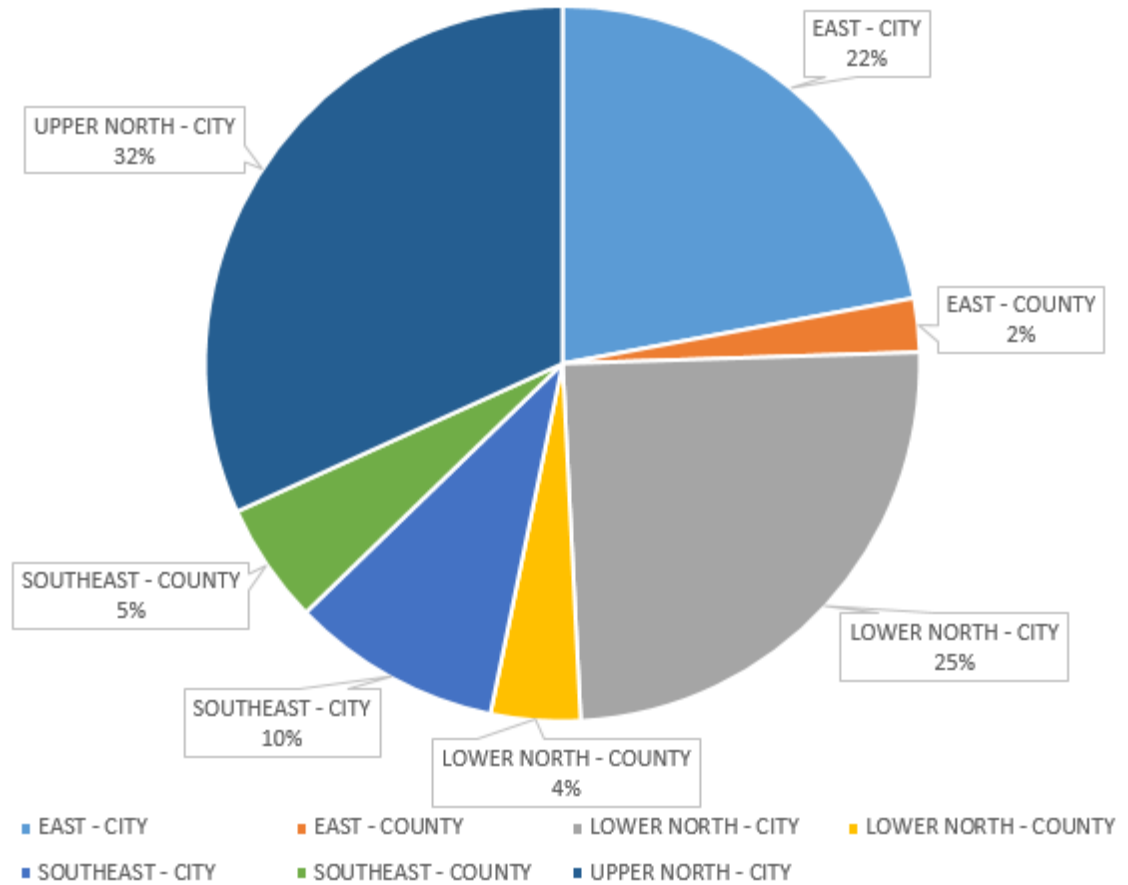


**MAY 2018 MONTGOMERY COUNTY ANIMAL CARE AND CONTROL**

**OFFICER ACTIVITY STATISTICS (Calls by Zones)**

<b>Jurisdiction Calls.....</b>	<b>494</b>
<b>East-City.....</b>	<b>109</b>
<b>East-County.....</b>	<b>12</b>
<b>Lower North-City...</b>	<b>122</b>
<b>Lower North County</b>	<b>20</b>
<b>Southeast-City.....</b>	<b>47</b>
<b>Southeast-County..</b>	<b>27</b>
<b>Upper North.....</b>	<b>157</b>

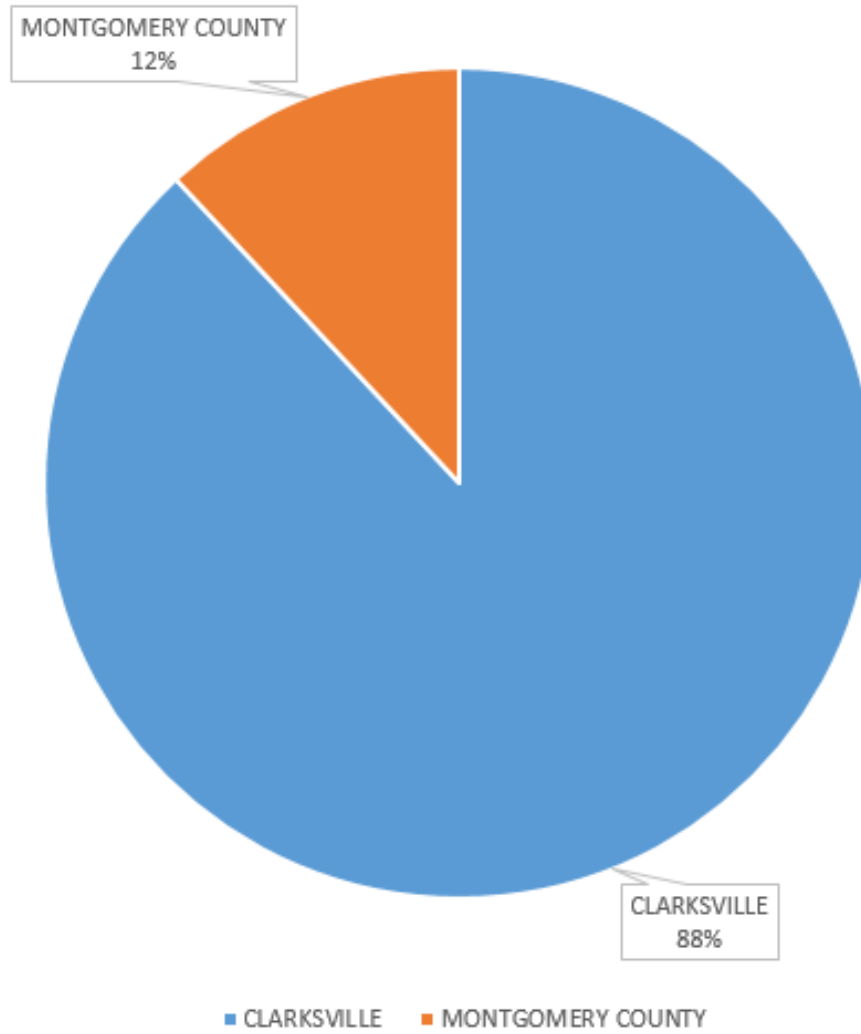
MAY 2018 ACTIVITY  
CALLS BY ZONE



**MAY 2018 MONTGOMERY COUNTY ANIMAL CARE AND CONTROL  
OFFICER ACTIVITY STATISTICS (Calls by Jurisdiction)**

<b>Jurisdiction City/County....</b>	<b>494</b>
<b>Clarksville City.....</b>	<b>435</b>
<b>County.....</b>	<b>59</b>

MAY 2018 ACTIVITY  
BY JURISDICTION





## **MAY 2018 MONTGOMERY COUNTY ANIMAL CARE AND CONTROL**

### **SHELTER NOTES**

**May 2018 saw an increase in the number of Euthanasia's. This was in most part due to the months of April and May being breeding season for Cats and Dogs that have not been spayed or neutered. Most of our intakes were the result of uncontrolled breeding in the area.**

**However, our euthanasia numbers did decrease almost 20% from this time last year, large part being our hard work at transferring animals out to rescues, fostering, as well as increased enrichment with our animals.**