

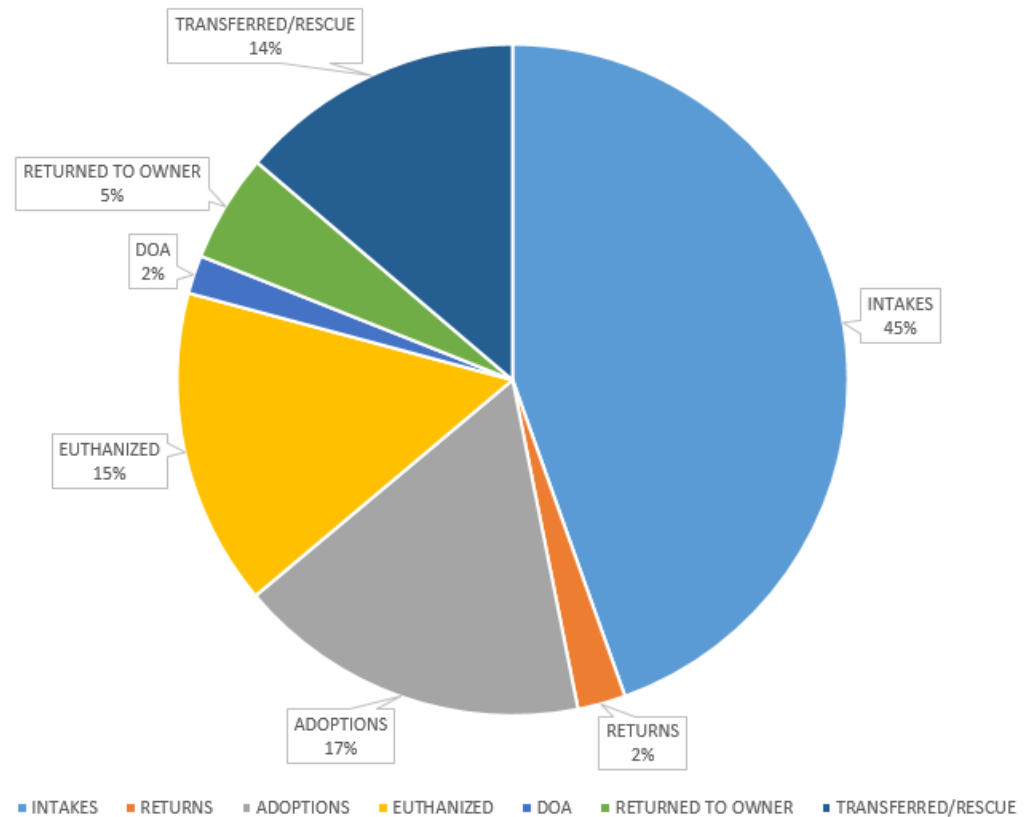


# August 2018 Animal Care and Control Stats

## Officer Field Activity and Intake/Adoption Statistics

<b>Activity Calls</b> .....	<b>423</b>
<b>Intake</b> .....	<b>385</b>
<b>Dogs</b> .....	<b>144</b>
<b>Puppies</b> .....	<b>43</b>
<b>Cats</b> .....	<b>67</b>
<b>Kittens</b> .....	<b>115</b>
<b>Feral Cats</b> .....	<b>7</b>
<b>Wildlife</b> .....	<b>1</b>
<b>Return To Owner</b> .....	<b>45</b>
<b>Dogs</b> .....	<b>42</b>
<b>Puppies</b> .....	<b>0</b>
<b>Cats</b> .....	<b>3</b>
<b>Rescue/Transferred</b> .....	<b>119</b>
<b>Live Releases</b> .....	<b>311</b>
<b>Adoption</b> .....	<b>147</b>
<b>Dog</b> .....	<b>57</b>
<b>Puppies</b> .....	<b>15</b>
<b>Cat</b> .....	<b>26</b>
<b>Kittens</b> .....	<b>49</b>
<b>Other</b> .....	<b>0</b>
<b>Euthanasia</b> .....	<b>132</b>
<b>Dog</b> .....	<b>42</b>
<b>Cat</b> .....	<b>90</b>
<b>Visitors</b> .....	<b>1,765</b>
<b>Incoming Calls Fielded</b> .....	<b>2,320</b>

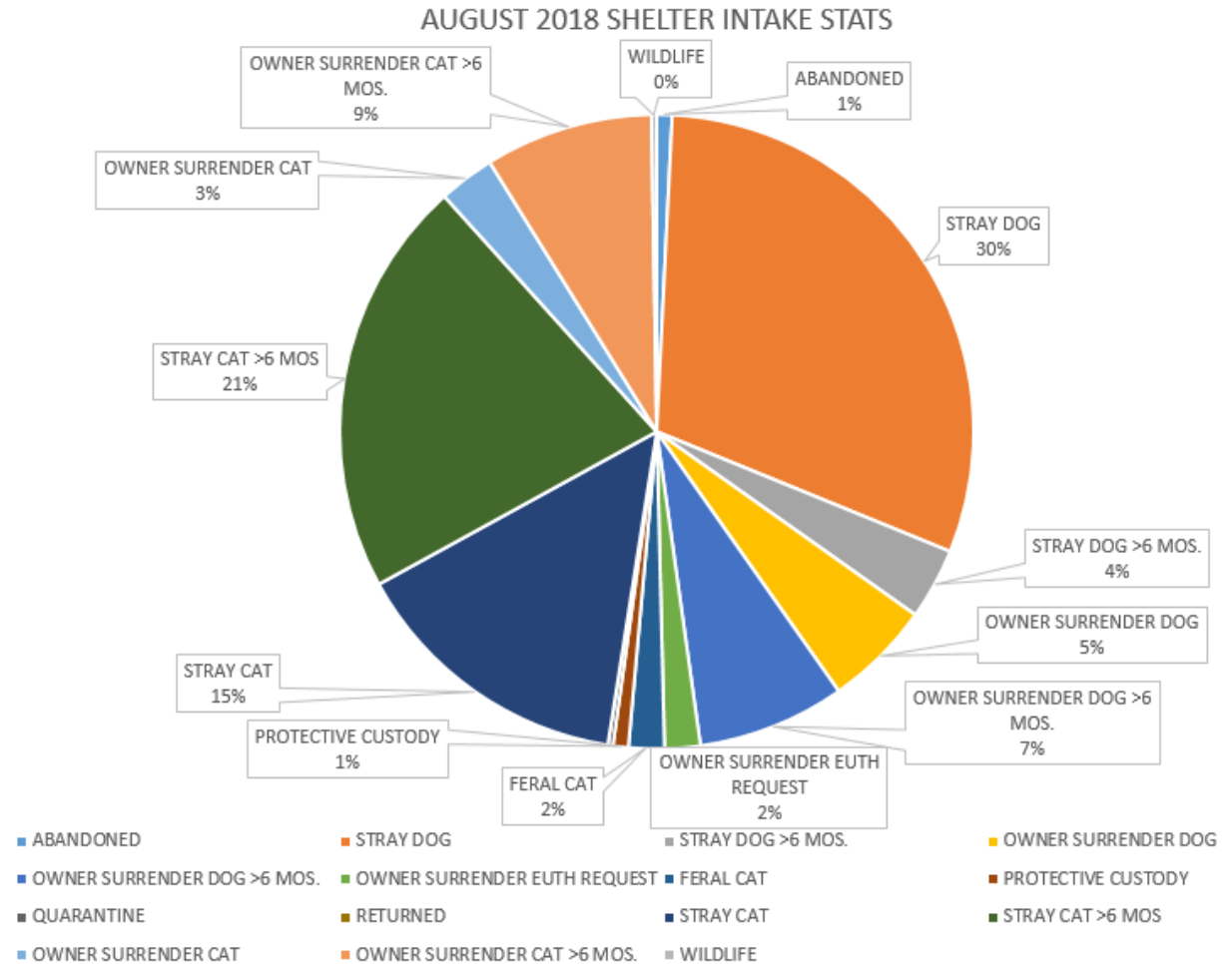
AUGUST 2018 SHELTER STATS



# AUGUST 2018 MONTGOMERY COUNTY ANIMAL CARE AND CONTROL

## SHELTER STATS (ENTRY REASON)

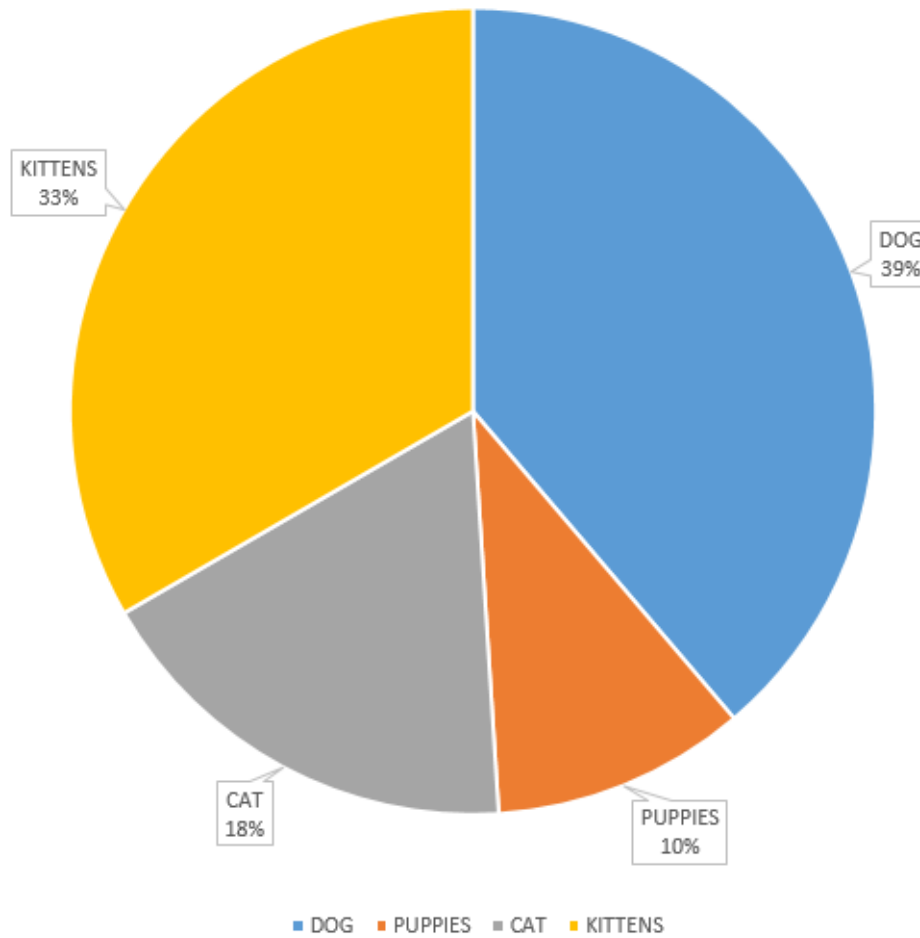
<b>Entry Reason.....</b>	<b>385</b>
<b>Owner Surrender.....</b>	<b>94</b>
<b>Biting/Quarantine.....</b>	<b>1</b>
<b>Protective Custody.....</b>	<b>3</b>
<b>Died.....</b>	<b>0</b>
<b>Abandoned.....</b>	<b>3</b>
<b>Stray Dog.....</b>	<b>117</b>
<b>Stray Dog - Under 6 Mos.</b>	<b>14</b>
<b>Stray Cat.....</b>	<b>56</b>
<b>Stray Cat - Under 6 Mos..</b>	<b>82</b>
<b>Euth Request.....</b>	<b>7</b>
<b>Feral Cat.....</b>	<b>7</b>
<b>Adoption Return.....</b>	<b>0</b>
<b>Wildlife.....</b>	<b>1</b>



**AUGUST 2018 MONTGOMERY COUNTY ANIMAL CARE AND CONTROL  
SHELTER ADOPTIONS BY SPECIES**

<b>Adoptions.....</b>	<b>147</b>
<b>Bird.....</b>	<b>0</b>
<b>Cat.....</b>	<b>26</b>
<b>Chicken.....</b>	<b>0</b>
<b>Dog.....</b>	<b>57</b>
<b>Ferret.....</b>	<b>0</b>
<b>Kittens.....</b>	<b>49</b>
<b>Puppies.....</b>	<b>15</b>
<b>Rabbit.....</b>	<b>0</b>

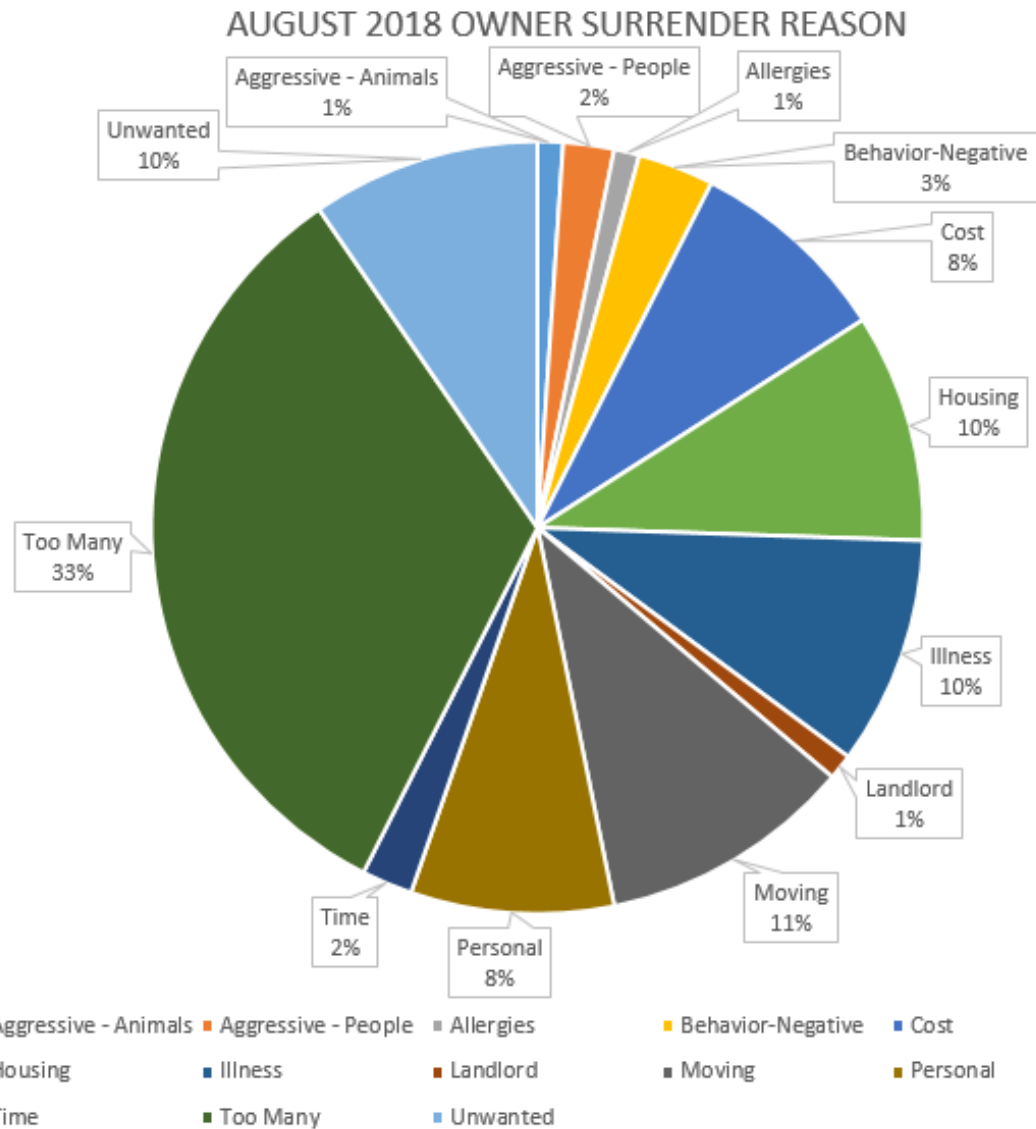
AUGUST 2018 SHELTER ADOPTIONS



# AUGUST 2018 MONTGOMERY COUNTY ANIMAL CARE AND CONTROL

## OWNER SURRENDER STATISTICS

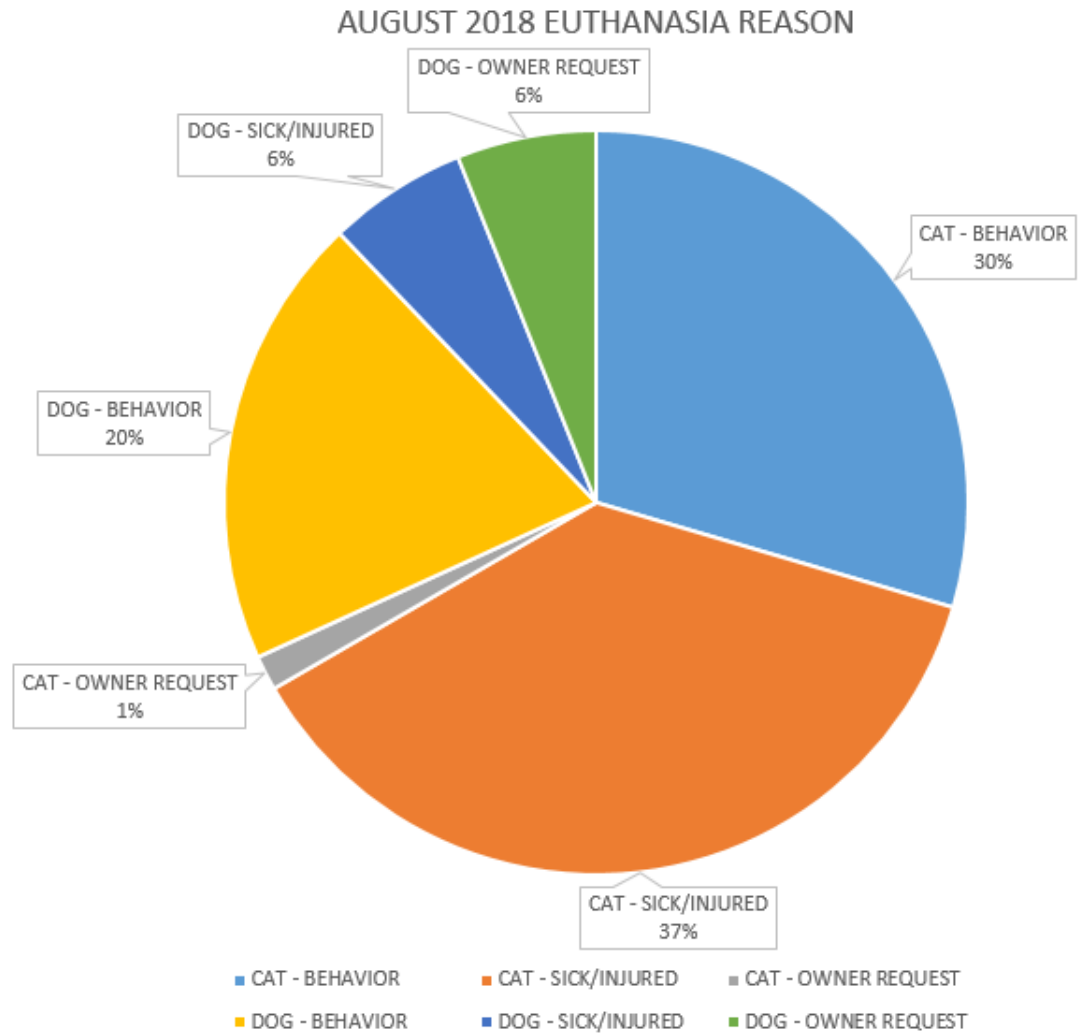
<b>Owner Surrenders.....</b>	<b>94</b>
<b>Too Many Pets.....</b>	<b>31</b>
<b>Personal.....</b>	<b>0</b>
<b>No Time.....</b>	<b>2</b>
<b>Housing.....</b>	<b>9</b>
<b>Cost.....</b>	<b>8</b>
<b>Moving.....</b>	<b>10</b>
<b>Illness.....</b>	<b>9</b>
<b>Children.....</b>	<b>0</b>
<b>Aggressive – People.....</b>	<b>2</b>
<b>Aggressive – Animals.....</b>	<b>1</b>
<b>Landlord.....</b>	<b>1</b>
<b>House Soiling.....</b>	<b>0</b>
<b>Allergies.....</b>	<b>1</b>
<b>Unwanted.....</b>	<b>9</b>



# AUGUST 2018 MONTGOMERY COUNTY ANIMAL CARE AND CONTROL

## EUTHANASIA STATISTICS

<b>Euthanasia.....</b>	<b>153</b>
<b>Cat/Kitten Behavior.....</b>	<b>9</b>
<b>Dog/Puppy Behavior.....</b>	<b>13</b>
<b>Cat – Feral.....</b>	<b>1</b>
<b>Cat/Kitten Sick or Injured....</b>	<b>106</b>
<b>Dog/Puppy Sick or Injured....</b>	<b>6</b>
<b>Dog – Aggressive/Biter.....</b>	<b>13</b>
<b>Cat – Owner Requested.....</b>	<b>1</b>
<b>Dog – Owner Requested.....</b>	<b>4</b>

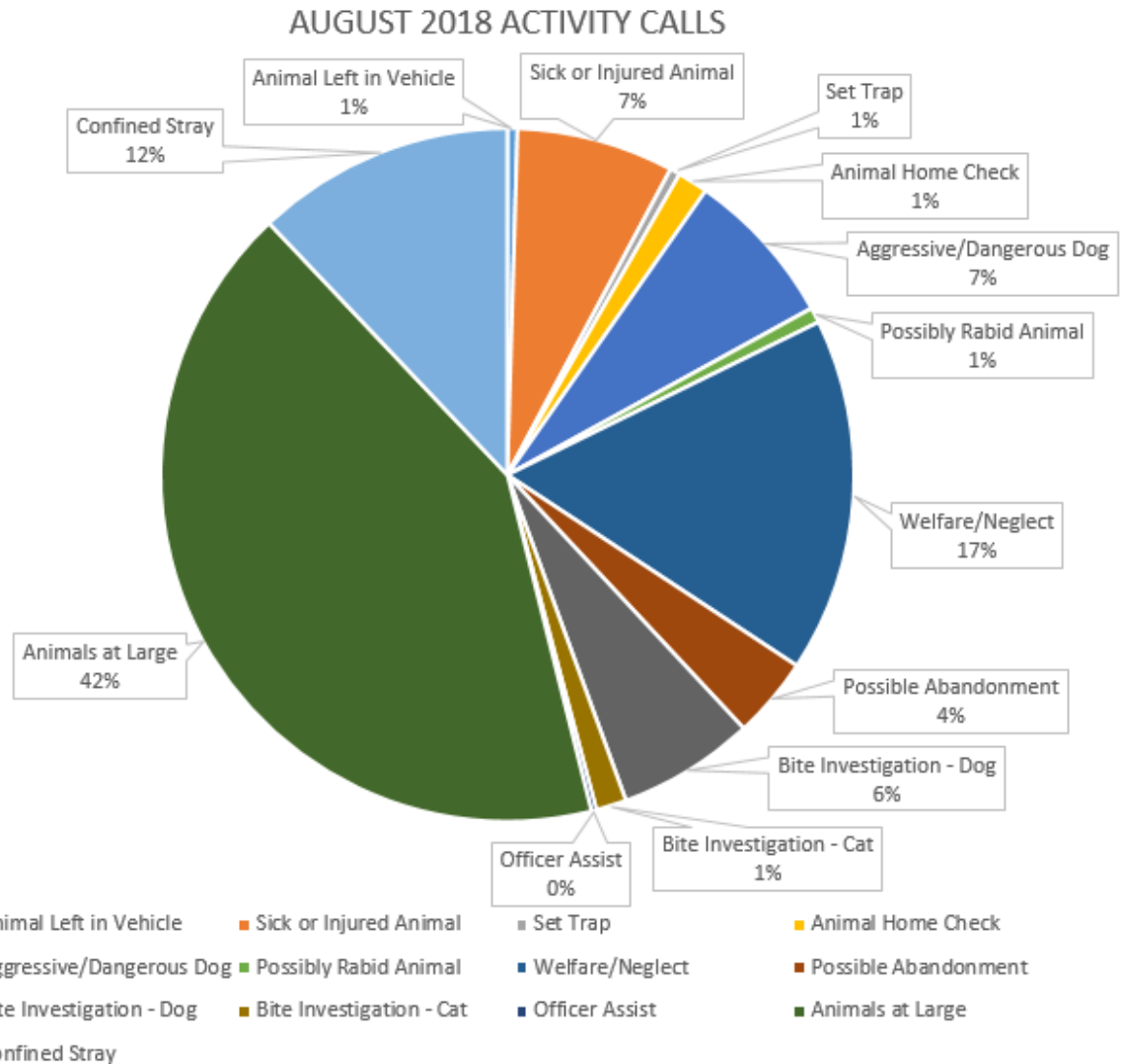


# AUGUST 2018 MONTGOMERY COUNTY ANIMAL CARE AND CONTROL

## OFFICER ACTIVITY STATISTICS

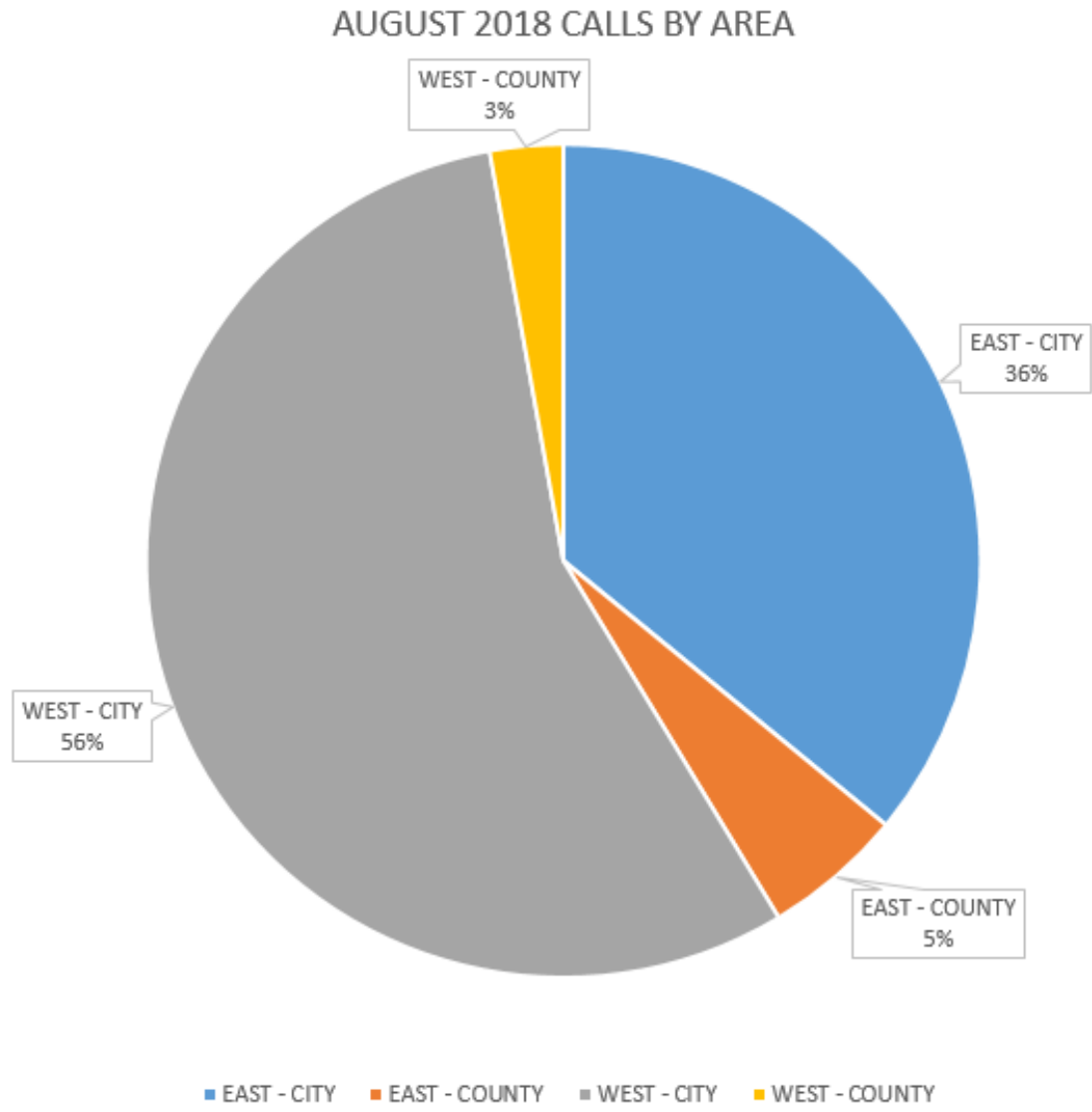
**Activity Calls.....423**

<b>Aggressive/Dangerous Dog....</b>	<b>31</b>
<b>Animal Home Check.....</b>	<b>6</b>
<b>Animal Left in Vehicle.....</b>	<b>2</b>
<b>Animals at Large.....</b>	<b>177</b>
<b>Bite Investigation.....</b>	<b>33</b>
<b>Confined Stray.....</b>	<b>51</b>
<b>Assist Police.....</b>	<b>1</b>
<b>Possible Abandonment.....</b>	<b>16</b>
<b>Possible Rabid Animal.....</b>	<b>3</b>
<b>Sick or Injured Animal.....</b>	<b>31</b>
<b>Welfare/Neglect.....</b>	<b>70</b>
<b>Dog in School.....</b>	<b>0</b>
<b>Set Trap.....</b>	<b>2</b>



**AUGUST 2018 MONTGOMERY COUNTY ANIMAL CARE AND CONTROL  
OFFICER ACTIVITY STATISTICS (Calls by Zones)**

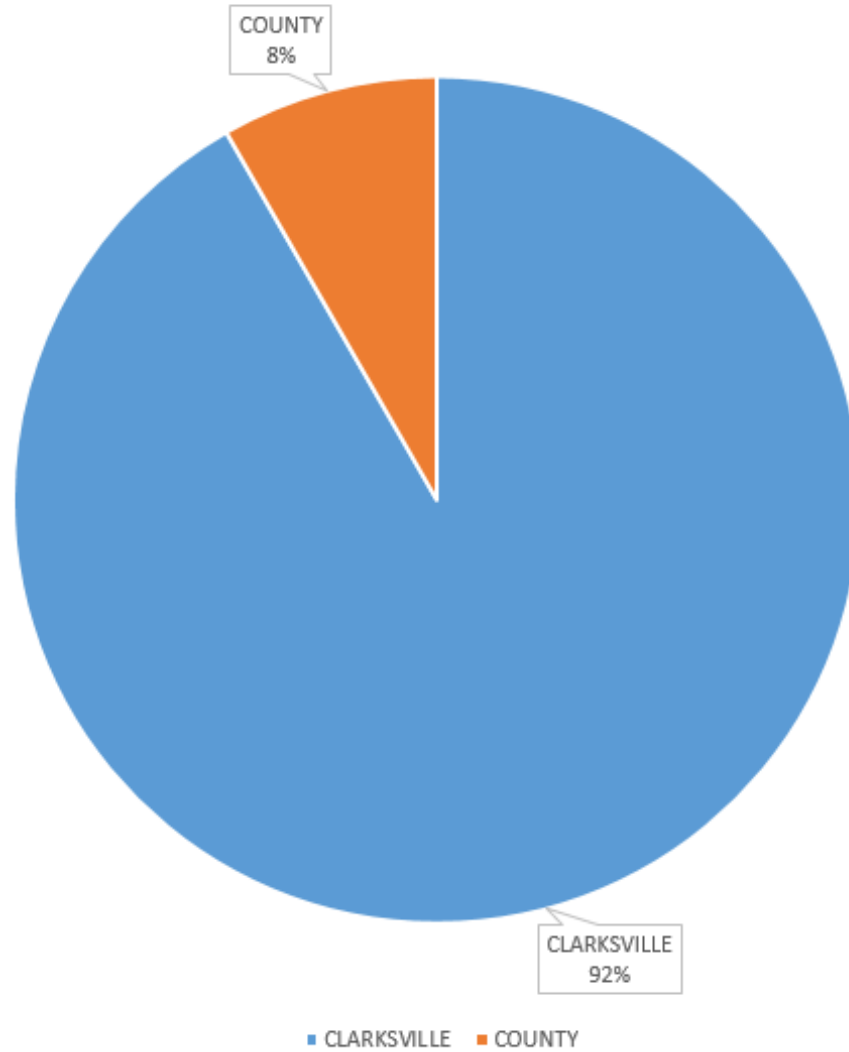
<b>Jurisdiction Calls.....</b>	<b>423</b>
<b>East - City.....</b>	<b>152</b>
<b>East - County.....</b>	<b>23</b>
<b>West - City.....</b>	<b>236</b>
<b>West - County.....</b>	<b>12</b>



**AUGUST 2018 MONTGOMERY COUNTY ANIMAL CARE AND CONTROL  
OFFICER ACTIVITY STATISTICS (Calls by Jurisdiction)**

<b>Jurisdiction City/County....</b>	<b>423</b>
<b>Clarksville City.....</b>	<b>388</b>
<b>County.....</b>	<b>35</b>

AUGUST 2018 CALLS BY JURISDICTION

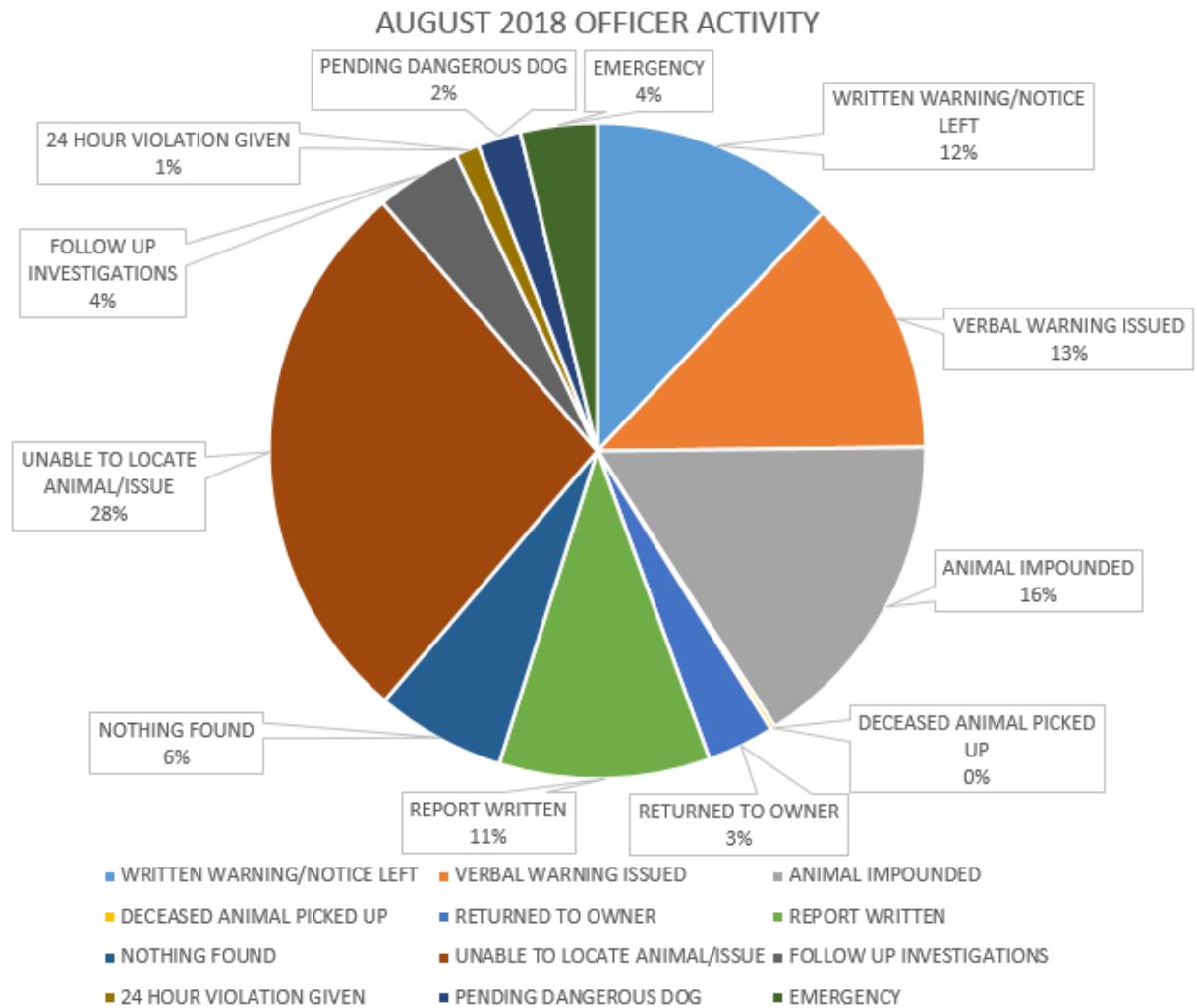




# AUGUST 2018 MONTGOMERY COUNTY ANIMAL CARE AND CONTROL

## SHELTER NOTES

<b>Officer Field Activity.....</b>	<b>423</b>
<b>Written Warning/Notice Left.....</b>	<b>51</b>
<b>Verbal Warning Issued.....</b>	<b>54</b>
<b>Animal Impounded.....</b>	<b>68</b>
<b>Deceased Animal Pick Up.....</b>	<b>1</b>
<b>Returned to Owner.....</b>	<b>14</b>
<b>Report Written.....</b>	<b>44</b>
<b>Nothing Found.....</b>	<b>27</b>
<b>Unable to Locate Animal/Issue.....</b>	<b>116</b>
<b>Follow Up Investigations.....</b>	<b>18</b>
<b>24 Hour Violation Given.....</b>	<b>5</b>
<b>Pending Dangerous Dog.....</b>	<b>9</b>
<b>Emergency.....</b>	<b>16</b>



# AUGUST 2018 MONTGOMERY COUNTY ANIMAL CARE AND CONTROL

## SHELTER NOTES

**Calls by Day of Week..... 423**

**Monday..... 71**

**Tuesday..... 60**

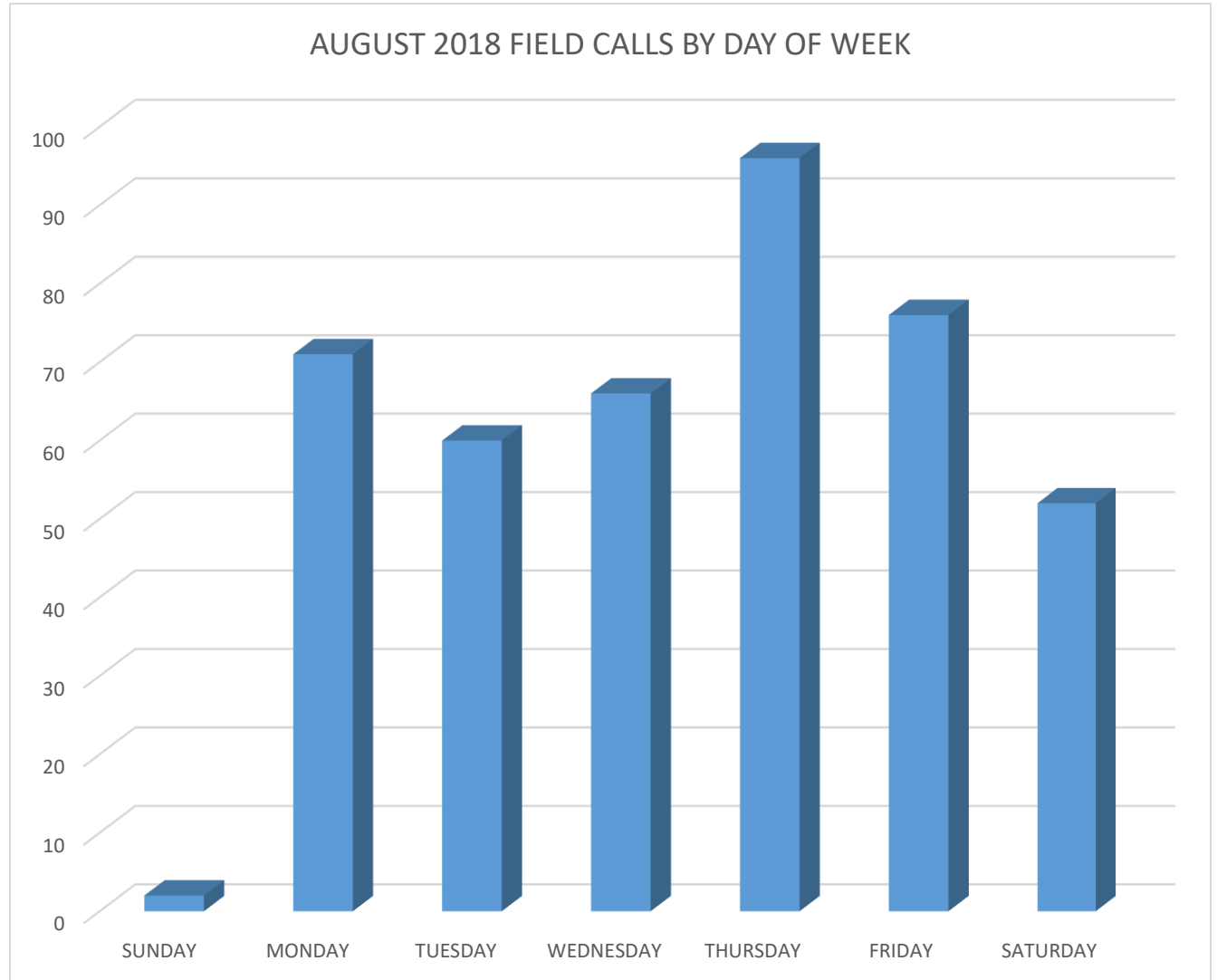
**Wednesday..... 66**

**Thursday..... 96**

**Friday..... 76**

**Saturday..... 52**

**Sunday..... 2**



## AUGUST 2018 MONTGOMERY COUNTY ANIMAL CARE AND CONTROL

### SHELTER NOTES

**Beginning September 1<sup>st</sup>, 2018 we will be instituting the new Owner Surrender Policy and mandatory microchipping through the shelter. The figures below represent a running total from January 1<sup>st</sup>, 2018 to July 31<sup>st</sup> 2018. We will be running a month to month comparison to the 2017 figures at the conclusion of this calendar year.**

	Jan.	Feb.	Mar.	Apr.	May	Jun.	Jul.	Aug.	Sept.	Oct.	Nov.	Dec.
<b>Owner Surrenders</b>	<b>59</b>	<b>67</b>	<b>80</b>	<b>102</b>	<b>101</b>	<b>111</b>	<b>92</b>	<b>94</b>				
<b>Stray Dogs/Puppy's</b>	<b>117</b>	<b>126</b>	<b>126</b>	<b>140</b>	<b>150</b>	<b>131</b>	<b>121</b>	<b>131</b>				
<b>Stray Cats/Kittens</b>	<b>60</b>	<b>70</b>	<b>73</b>	<b>89</b>	<b>156</b>	<b>157</b>	<b>166</b>	<b>138</b>				
<b>Call for Service</b>	<b>464</b>	<b>419</b>	<b>469</b>	<b>505</b>	<b>494</b>	<b>394</b>	<b>357</b>	<b>423</b>				
<b>Euthanasia Dog</b>	<b>25</b>	<b>57</b>	<b>29</b>	<b>27</b>	<b>43</b>	<b>43</b>	<b>33</b>	<b>36</b>				
<b>Euthanasia Cat</b>	<b>18</b>	<b>31</b>	<b>23</b>	<b>16</b>	<b>81</b>	<b>95</b>	<b>121</b>	<b>117</b>				

2018 MONTHLY TRACKING COMPARISON CHART

